
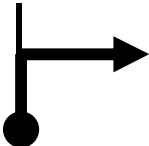

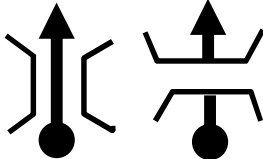









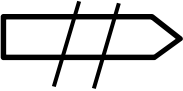
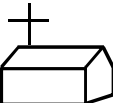







# ROAD BOOK

## CARNET D'ITINERAIRE

Leg 1 - 2 - 3 / 1<sup>ere</sup> - 2<sup>eme</sup> - 3<sup>eme</sup> Etape

SYMBOLES - SIMBOLE - SYMBOLS - SIMBOLI	
 <p>CONTRÔLE HORAIRE TIME CONTROL ZEITKONTROLLE CONTROLO ORARIO</p>	 <p>SUIVRE LA DIRECTION FOLLOW THE DIRECTION RICHTUNG ZU FOLGEN SEGUIRE LA DIREZIONE</p>
 <p>DEPART EPREUVE SPECIALE SPECIAL STAGE START START WERTUNGSPRUFUNG PARTENZA PROVA SPECIALE</p>	 <p>PONT BRIDGE BRUCKE PONTE</p>
 <p>ARRIVEE LANCEE E.S. SPECIAL STAGE FLYING FINISH FLIEGENDE DURCHFABRT ARRIVO LANCIATO</p>	<p><b>RN RD</b> ROUTE NATIONALE / DEPARTEMENT. NATIONAL / DEPARTEMENTAL ROAD</p> <p><b>E.S. S.S</b> EPREUVE SPECIALE SPECIAL STAGE</p>
 <p>ARRIVEE ARRÊTEE E.S. S.S STOPPED FINISH ZIEL WERTUNGSPRUFUNG ARRIVO FERMO PROVA</p>	 <p>DISPOSITIF DE RALENTISSEMENT ARRIVEE ES SLOWDOWN DEVICE SPECIAL STAGE FINISH</p>
 <p>POINT RADIO RADIO POINT RADIO SICUREZZA RADIO</p>	 <p>ATTENTION TAKE CARE ACHTUNG ATTENZIONE</p>
 <p>RAVITAILLEMENT CARBURANT REFUELLING BETANKEN RIFORMIMENTO</p>	<p><b>T.D. M.R.</b> TOUT DROIT - MÊME ROUTE STRAIGHTON - SAME ROAD</p> <p><b>A.D. A.G.</b> A DROITE - A GAUCHE TURN RIGHT - TURN LEFT</p>
 <p>POINT MEDICAL INTERMEDIAIRE INTERMEDIARY MEDICAL POINT ZWISCHEN MEDICALPUNKT POSTAZIONE MEDICA INTERMEDIA</p>	 <p>POTEAU EDF BETON - BOIS EDF CONCRETE - WOOD POLE</p> <p>POTEAU PTT BOIS - DOUBLE PTT WOOD - DOUBLE POLE</p>
 <p>PANNEAU DE DIRECTION DIRECTIONAL PANEL</p>  <p>NE PAS PRENDRE DO NOT TAKE</p>	 <p>EGLISE / MONUMENT CHURCH / MEMORIAL</p>  <p>MAISON / BATIMENT HOUSE / PREMICES</p>
 <p>PANNEAU DE LOCALITE LOCALITY ENTRY</p>  <p>SORTIE DE LOCALITE LOCALITY EXIT</p>	 <p>FEUX TRICOLORES / ARBRE TRAFFIC LIGHTS / TREE</p>  <p>STATION SERVICE FILLING STATION</p>

# LEG 1 / 1<sup>ère</sup> ETAPE : S<sup>T</sup> DENIS - S<sup>T</sup> DENIS

## SECTION 1 : S<sup>T</sup> DENIS - S<sup>TE</sup> CLOTILDE

	Km	Temps
Secteur de liaison 1 : S <sup>T</sup> DENIS - ASSISTANCE A	6,95	0:25
S <sup>TE</sup> CLOTILDE - ASSISTANCE A	-	0:20
Secteur de liaison 2 : ASSISTANCE A - RENAISSANCE 1	25,10	0:40
Secteur de liaison 3 : RENAISSANCE 1 - REGROUPEMENT 1	30,80	0:35

**SAINTE-CLOTILDE - "Parking Stade de l'Est - J.Ivoula"**

**REGROUPING PARK - *PARC DE REGROUPEMENT***

**20' maximum**


Earliness penalised / *Avance pénalisée*

**Leg Start and Finish / Départ et Arrivée d'étape**

**S<sup>T</sup> DENIS - Place Etienne Régnault**



**TC 0 - 2D - 8B / CH 0 - 2D - 8B**  
Leg 1, 2 & 3 start / Départ 1<sup>ère</sup>, 2<sup>ème</sup> et 3<sup>ème</sup> Etape

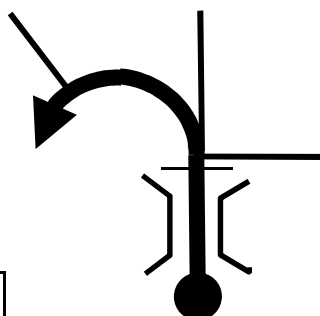
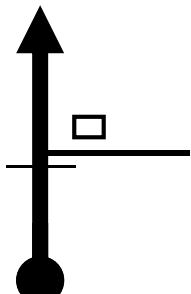
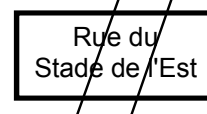
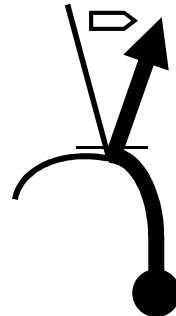
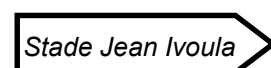
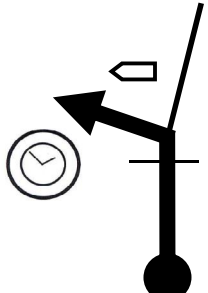




**TC 2C - 8A - 12A / CH 2C - 8A - 12A**  
Leg 1, 2 & 3 finish / Arrivée 1<sup>ère</sup>, 2<sup>ème</sup> et 3<sup>ème</sup> Etape

TC / CH 0 : S <sup>T</sup> DENIS		Leg 1 start <i>Départ 1<sup>ère</sup> Etape</i>	Distance	Leg / Etape	1	Page	4
TC / CH 0A : S <sup>TE</sup> CLOTILDE		Service A In <i>Entrée Assist. A</i>	<b>6,95 Km</b>	Section	1		
Special Stage <i>Epreuve Spéciale</i>			Average <i>Moyenne</i>	Time allowed	<b>25 min</b>		
			<b>17 Km/h</b>	<i>Temps imparti</i>			
DISTANCE		DIRECTION	INFORMATION	Dist. to go			
Total	Partial			<i>Dist. regres.</i>			
0,00	0,00		<p><b>TC 0 / CH 0</b> Place Etienne Régnault Leg 1 Start Départ 1<sup>ère</sup> Etape</p>		6,95		
0,10	0,10	<p>Rue de la Gare</p>			6,85		
0,45	0,35	<p>Rue de la Gare</p> <p>Rue Pasteur</p>			6,50		
0,50	0,05	<p>RN 2</p> <p>Rue Pasteur</p>			6,45		
0,99	0,49	<p>RN 2</p>			5,96		



TC / CH 0 : S <sup>T</sup> DENIS		Leg 1 start Départ 1 <sup>ère</sup> Etape	Distance	Leg / Etape	1	Page
TC / CH 0A : S <sup>TE</sup> CLOTILDE		Service A In Entrée Assist. A	<b>6,95 Km</b>	Section	1	<b>5</b>
Special Stage Epreuve Spéciale			Average Moyenne	Time allowed	<b>25 min</b>	
			<b>17 Km/h</b>	Temps imparti		
DISTANCE		DIRECTION	INFORMATION	Dist. to go		
Total	Partial			Dist. regres.		
2,89	1,90				4,06	
		6				
3,50	0,61				3,45	
		7				
4,14	0,64				2,81	
		8				
6,04	1,90				0,91	
		9				
6,20	0,16				0,75	
		10				

TC / CH 0 : S <sup>T</sup> DENIS		Leg 1 start <i>Départ 1<sup>ère</sup> Etape</i>	Distance	Leg / Etape	1	Page	6
TC / CH 0A : S <sup>TE</sup> CLOTILDE		Service A In <i>Entrée Assist. A</i>	<b>6,95 Km</b>	Section	1		
Special Stage <i>Epreuve Spéciale</i>			Average <i>Moyenne</i>	Time allowed	<b>25 min</b>		
			<b>17 Km/h</b>	<i>Temps imparti</i>			
DISTANCE		DIRECTION	INFORMATION	Dist. to go		Dist. regres.	
Total	Partial						
6,37	0,17	11 		0,58			
6,52	0,15	12 		0,43			
6,64	0,12	13 		0,31			
6,95	0,31	14 	  <b>TC 0A / CH 0A</b> <i>Parking Stade J.Ivoula</i> <i>Service A in</i> <i>Entrée Assistance A</i>	0,00			

# S<sup>TE</sup> CLOTILDE - "Parking Stade Jean Ivoula"

Service Park A - B - C / Parc d'Assistance A - B - C




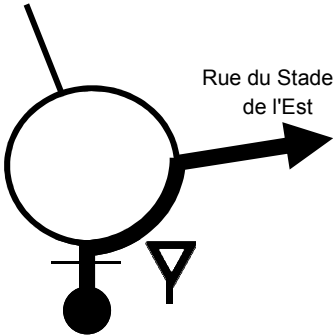
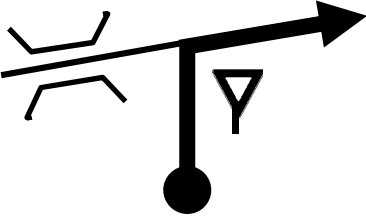
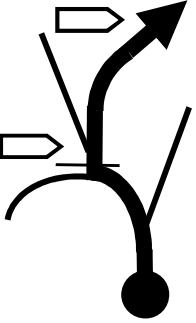
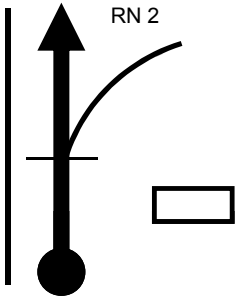
**TC 0A - 1B - 2A / CH 0A - 1B - 2A**  
 Service park in / Entrée Parc d'Assistance



**TC 0B - 1C - 2B / CH 0B - 1C - 2B**  
 Service park out / Sortie Parc d'Assistance



**TC 1A / CH 01A**  
 Regrouping in / Entrée Regroupement

TC / CH 0A : S <sup>TE</sup> CLOTILDE		Service A out Sortie Assist. A	Distance	Leg / Etape	1	Page	8
TC / CH 1 : RENAISSANCE 1		SS 1 / ES 1	<b>25,10 Km</b>	Section	1		
Special Stage Epreuve Spéciale			Average Moyenne <b>38 Km/h</b>	Time allowed Temps imparté	<b>40 min</b>		
DISTANCE		DIRECTION	INFORMATION	Dist. to go		Dist. regres.	
Total	Partial						
0,00	0,00	1	 <b>TC 0B / CH 0B</b> Parking Stade J;lvoula Service A out Sortie Assistance A			25,10	
0,10	0,10	2	 Rue du Stade de l'Est			25,00	
0,70	0,60	3				24,40	
0,80	0,10	4	 Toutes directions S <sup>T</sup> BENOÎT S <sup>T</sup> ANDRE			24,30	
1,58	0,78	5	 RN 2 N 102 RIVIERE DES PLUIES ROLLAND GARROS			23,52	

TC / CH 0A : S <sup>TE</sup> CLOTILDE		Service A out Sortie Assist. A	Distance	Leg / Etape	1	Page
TC / CH 1 : RENAISSANCE 1		SS 1 / ES 1	25,10 Km	Section	1	9
Special Stage Epreuve Spéciale			Average Moyenne	Time allowed	40 min	
			38 Km/h	Temps impart		
DISTANCE		DIRECTION	INFORMATION	Dist. to go		
Total	Partial			Dist. regres.		
2,68	1,10	6 		22,42		
5,28	2,60	7 		19,82		
6,98	1,70	8 		18,12		
8,73	1,75	9 		16,37		
10,98	2,25	10 		14,12		

TC / CH 0A : S <sup>TE</sup> CLOTILDE		Service A out Sortie Assist. A	Distance	Leg / Etape	1	Page
TC / CH 1 : RENAISSANCE 1		SS 1 / ES 1	<b>25,10 Km</b>	Section	1	<b>10</b>
Special Stage <i>Epreuve Spéciale</i>			Average <i>Moyenne</i>	Time allowed	<b>40 min</b>	
			<b>38 Km/h</b>	<i>Temps impartis</i>		
DISTANCE		DIRECTION	INFORMATION	Dist. to go		
Total	Partial			Dist. regres.		
14,09	3,11			11,01		
						11
16,50	2,41			8,60		
						12
17,11	0,61			7,99		
						13
17,55	0,44			7,55		
						14
20,65	3,10			4,45		
						15



TC / CH 0A : S <sup>TE</sup> CLOTILDE		Service A out Sortie Assist. A	Distance	Leg / Etape	1	Page
TC / CH 1 : RENAISSANCE 1		SS 1 / ES 1	<b>25,10 Km</b>	Section	1	<b>11</b>
Special Stage Epreuve Spéciale			Average Moyenne <b>38 Km/h</b>	Time allowed Temps impartis	<b>40 min</b>	
DISTANCE		DIRECTION	INFORMATION	Dist. to go		
Total	Partial			Dist. regres.		
20,93	0,28			4,17		
						16
23,23	2,30			1,87		
						17
23,94	0,71			1,16		
						18
25,10	1,16			<b>TC 1 / CH 1</b> <b>SSS at / DES à : 120 M.</b> <b>20°57'21.3"S / 55°36'16.7"E</b>		
						19

Special Stage 1 & 2 / Epreuve Spéciale N° 1 et 2

RENAISSANCE



TC 1 & 2 / CH 1 et 2  
20°57'21.3"S / 55°36'16.7"E



SSS 1 & 2 / DES 1 et 2  
20°57'18.9"S / 55°36'19.6"E

SAFETY / SECURITE



5 Intermediate Posts in SS / 5 Points Intermédiaires dans l'ES



SSF 1 & 2 / AES 1 et 2  
20°55'45.4"S / 55°35'23.4"E



SS STOP 1 & 2 / POINT STOP 1 et 2  
20°55'48.2"S / 55°35'10.4"E

TC / CH 1 : RENAISSANCE 1		SS 1 / ES 1	Distance	Leg / Etape	1	Page
TC / CH 1A : S <sup>TE</sup> CLOTILDE		Regrouping In Entrée Regroup.	<b>30,80 Km</b>	Section	1	<b>13</b>
Special Stage Epreuve Spéciale			Average Moyenne	Time allowed	<b>35 min</b>	
Renaissance 1		14,35 Km	<b>53 Km/h</b>	Temps impartis		
DISTANCE		DIRECTION	INFORMATION	Dist. to go		
Total	Partial			Dist. regres.		
0,00	0,00	<p>Chemin Safer</p> <p><b>1</b></p> <p>14,65</p>	<p><b>SSS 1 / DES 1</b></p> <p>20°57'18.9"S / 55°36'19.6"E</p>	30,80		
0,49	0,49	<p>Chemin Safer</p> <p><b>2</b></p> <p>14,16</p>		30,31		
1,25	0,76	<p>Ch. Bassin de Boue</p> <p><b>3</b></p> <p>13,40</p>		29,55		
2,86	1,61	<p>Chemin Bassin de Boue</p> <p><b>4</b></p> <p>11,79</p>	2	27,94		
3,35	0,49	<p>Rue V.Bellier</p> <p><b>5</b></p> <p>11,30</p>		27,45		

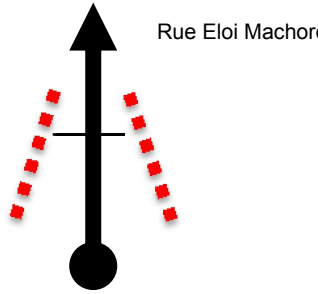

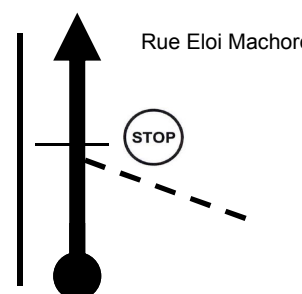

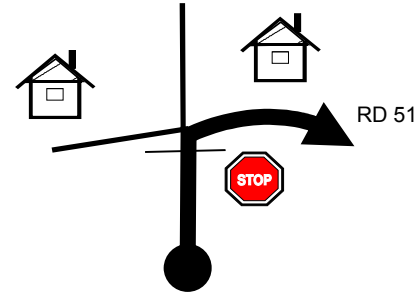
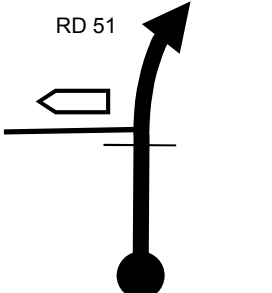

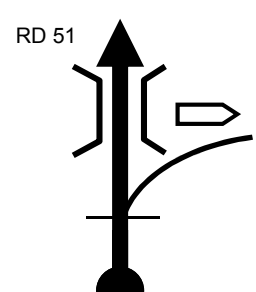
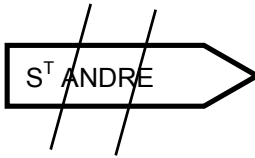
TC / CH 1 : RENAISSANCE 1		SS 1 / ES 1	Distance	Leg / Etape	1	Page
TC / CH 1A : S <sup>TE</sup> CLOTILDE		Regrouping In Entrée Regroup.	<b>30,80 Km</b>	Section	1	<b>14</b>
Special Stage Epreuve Spéciale			Average Moyenne	Time allowed		
Renaissance 1		14,35 Km	<b>53 Km/h</b>	<b>35 min</b>		
DISTANCE		DIRECTION	INFORMATION	Dist. to go		
Total	Partial			Dist. regres.		
3,92	0,57			26,88		
4,52	0,60			26,28		
5,24	0,72			25,56		
5,56	0,32			25,24		
7,75	2,19			23,05		

TC / CH 1 : RENAISSANCE 1		SS 1 / ES 1	Distance	Leg / Etape	1	Page
TC / CH 1A : S <sup>TE</sup> CLOTILDE		Regrouping In Entrée Regroup.	<b>30,80 Km</b>	Section	1	<b>15</b>
Special Stage Epreuve Spéciale			Average Moyenne	Time allowed	<b>35 min</b>	
Renaissance 1		14,35 Km	<b>53 Km/h</b>	Temps impartis		
DISTANCE		DIRECTION	INFORMATION	Dist. to go		
Total	Partial			Dist. regres.		
8,24	0,49	<p>Ch. Renaissance</p> <p>11</p> <p>6,41</p>		22,56		
8,30	0,06	<p>Chemin Renaissance</p> <p>12</p> <p>6,35</p>	4	22,50		
8,96	0,66	<p>Ch. Renaissance</p> <p>13</p> <p>5,69</p>		21,84		
9,45	0,49	<p>Ch. Renaissance</p> <p>14</p> <p>5,20</p>		21,35		
10,83	1,38	<p>Chemin Renaissance</p> <p>15</p> <p>3,82</p>	5		19,97	



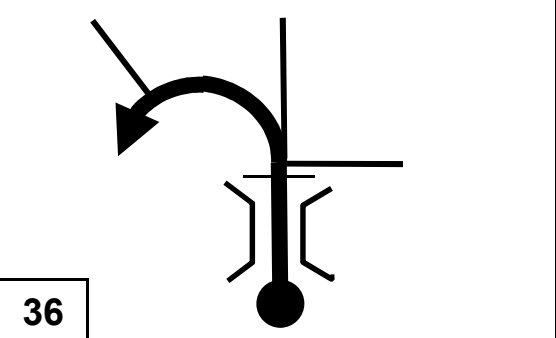
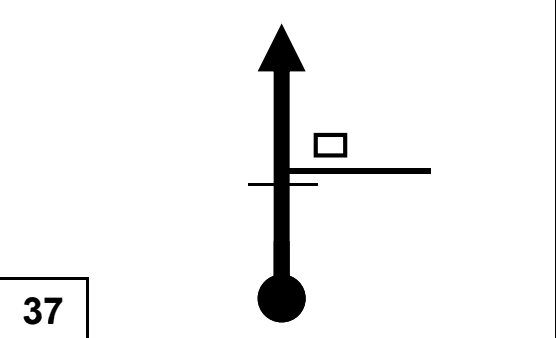
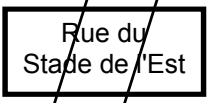
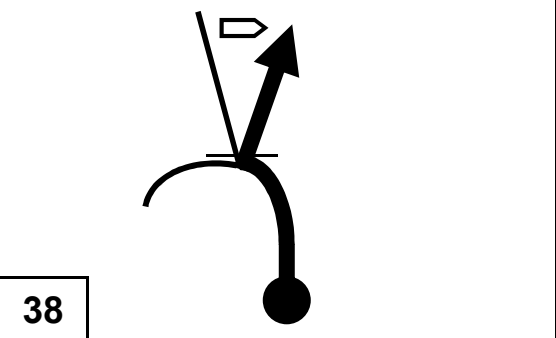
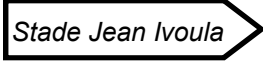
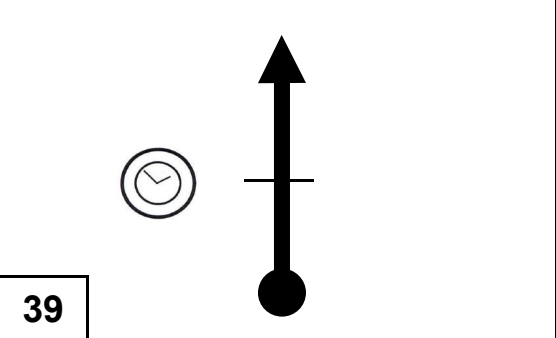

TC / CH 1 : RENAISSANCE 1		SS 1 / ES 1	Distance	Leg / Etape	1	Page
TC / CH 1A : S <sup>TE</sup> CLOTILDE		Regrouping In Entrée Regroup.	<b>30,80 Km</b>	Section	1	<b>16</b>
Special Stage Epreuve Spéciale			Average Moyenne	Time allowed	<b>35 min</b>	
14,35 Km			<b>53 Km/h</b>	Temps impartis		
DISTANCE		DIRECTION	INFORMATION	Dist. to go		
Total	Partial			Dist. regres.		
11,93	1,10	<p>Ch. Renaissance</p> <p>16</p> <p>2,72</p>		18,87		
12,43	0,50	<p>Ch. Renaissance</p> <p>17</p> <p>2,22</p>	<p>6</p>	18,37		
13,06	0,63	<p>Chemin Renaissance</p> <p>18</p> <p>1,59</p>		17,74		
13,72	0,66	<p>Chemin Monaco</p> <p>19</p> <p>0,93</p>		17,08		
14,35	0,63	<p>Chemin Monaco</p> <p>20</p> <p>0,30</p>	<p><b>SSF 1 / AES 1</b></p> <p>20°55'45.4"S / 55°35'23.4"E</p>	16,45		



TC / CH 1 : RENAISSANCE 1		SS 1 / ES 1	Distance	Leg / Etape	1	Page
TC / CH 1A : S <sup>TE</sup> CLOTILDE		Regrouping In Entrée Regroup.	30,80 Km	Section	1	17
Special Stage Epreuve Spéciale			Average Moyenne	Time allowed		
Renaissance 1		14,35 Km	53 Km/h	35 min		
DISTANCE		DIRECTION	INFORMATION	Dist. to go		
Total	Partial			Dist. regres.		
14,55	0,20			16,25		
14,73	0,18			16,07		
15,00	0,27			15,80		
18,45	3,45			12,35		
18,61	0,16			12,19		

TC / CH 1 : RENAISSANCE 1		SS 1 / ES 1	Distance	Leg / Etape	1	Page
TC / CH 1A : S <sup>TE</sup> CLOTILDE		Regrouping In Entrée Regroup.	<b>30,80 Km</b>	Section	1	<b>18</b>
Special Stage Epreuve Spéciale			Average Moyenne	Time allowed		
Renaissance 1		14,35 Km	<b>53 Km/h</b>	<b>35 min</b>		
DISTANCE		DIRECTION	INFORMATION		Dist. to go	
Total	Partial				Dist. regres.	
18,79	0,18	26			12,01	
19,00	0,21	27			11,80	
19,75	0,75	28			11,05	
23,22	3,47	29			7,58	
25,05	1,83	30			5,75	

TC / CH 1 : RENAISSANCE 1		SS 1 / ES 1	Distance	Leg / Etape	1	Page
TC / CH 1A : S <sup>TE</sup> CLOTILDE		Regrouping In Entrée Regroup.	<b>30,80 Km</b>	Section	1	<b>19</b>
Special Stage Epreuve Spéciale			Average Moyenne	Time allowed		
Renaissance 1		14,35 Km	<b>53 Km/h</b>	<b>35 min</b>		
DISTANCE		DIRECTION	INFORMATION	Dist. to go		
Total	Partial			Dist. regres.		
27,40	2,35			3,40		
28,54	1,14			2,26		
29,66	1,12			1,14		
29,96	0,30			0,84		
30,13	0,17			0,67		

TC / CH 1 : RENAISSANCE 1		SS 1 / ES 1	Distance	Leg / Etape	1	Page
TC / CH 1A : S <sup>TE</sup> CLOTILDE		Regrouping In Entrée Regroup.	<b>30,80 Km</b>	Section	1	<b>20</b>
Special Stage <i>Epreuve Spéciale</i>			Average <i>Moyenne</i>	Time allowed	<b>35 min</b>	
Renaissance 1		14,35 Km	<b>53 Km/h</b>	<i>Temps impartis</i>		
DISTANCE		DIRECTION	INFORMATION	Dist. to go		
Total	Partial			Dist. regres.		
30,30	0,17			0,50		
30,45	0,15			0,35		
30,57	0,12			0,23		
30,80	0,23		 <b>TC 1A / CH 1A</b> <i>Parking stade J.Ivoula</i> Regrouping in <i>Entrée Regroupement</i>	0,00		

# LEG 1 / 1<sup>ère</sup> ETAPE : S<sup>T</sup> DENIS - S<sup>T</sup> DENIS

## SECTION 2 : S<sup>TE</sup> CLOTILDE - S<sup>T</sup> DENIS

	Km	Temps
S <sup>TE</sup> CLOTILDE - ASSISTANCE B	-	0:40
Secteur de liaison 4 : ASSISTANCE B - RENAISSANCE 2	25,10	0:40
Secteur de liaison 5 : RENAISSANCE 2 - ASSISTANCE C	30,80	0:30
S <sup>TE</sup> CLOTILDE - ASSISTANCE C	-	0:30
Secteur de liaison 6 : ASSISTANCE C - S <sup>T</sup> DENIS	7,25	0:25

**S<sup>T</sup> DENIS - PLACE ETIENNE REGNAULT**

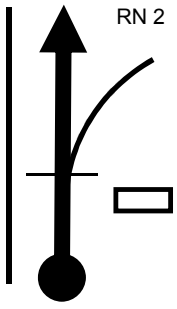

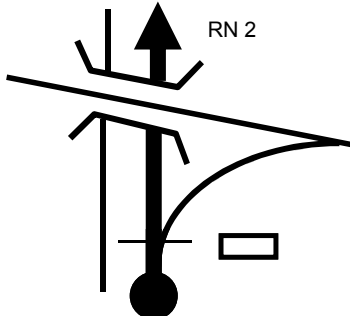
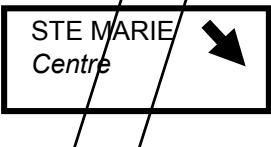

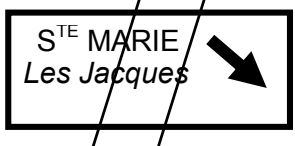
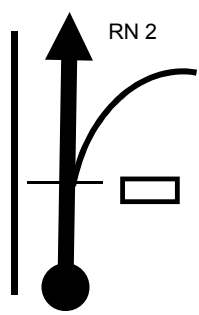
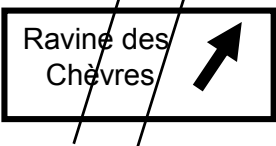
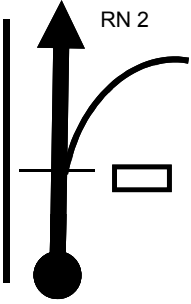
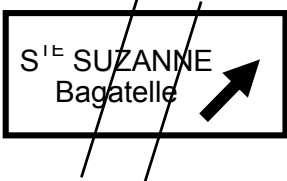
**FINISH LEG 1**

**ARRIVEE 1<sup>ère</sup> ETAPE**

Earliness not penalised / *Avance non ,pénalisée*

TC / CH 1C : S <sup>TE</sup> CLOTILDE		Service B out Sortie Assist. B	Distance	Leg / Etape	1	Page
TC / CH 2 : RENAISSANCE 2		SS 2 / ES 2	25,10 Km	Section	2	22
Special Stage Epreuve Spéciale			Average Moyenne	Time allowed	40 min	
			38 Km/h	Temps impart		
DISTANCE		DIRECTION	INFORMATION	Dist. to go Dist. regres.		
Total	Partial					
0,00	0,00	1 	 <b>TC 1C / CH 1C</b> Parking Stade J.Ivoula Service B out Sortie Assistance B	25,10		
0,10	0,10	2 		25,00		
0,70	0,60	3 		24,40		
0,80	0,10	4 		24,30		
1,58	0,78	5 		23,52		



TC / CH 1C : S <sup>TE</sup> CLOTILDE		Service B out Sortie Assist. B	Distance	Leg / Etape	1	Page
TC / CH 2 : RENAISSANCE 2		SS 2 / ES 2	<b>25,10 Km</b>	Section	2	<b>23</b>
Special Stage Epreuve Spéciale			Average Moyenne	Time allowed	<b>40 min</b>	
			<b>38 Km/h</b>	Temps impartis		
DISTANCE		DIRECTION	INFORMATION	Dist. to go		
Total	Partial			Dist. regres.		
2,68	1,10			22,42		
		6				
5,28	2,60			19,82		
		7				
6,98	1,70			18,12		
		8				
8,73	1,75			16,37		
		9				
10,98	2,25			14,12		
		10				

TC / CH 1C : S <sup>TE</sup> CLOTILDE		Service B out Sortie Assist. B	Distance	Leg / Etape	1	Page
TC / CH 2 : RENAISSANCE 2		SS 2 / ES 2	<b>25,10 Km</b>	Section	2	<b>24</b>
Special Stage Epreuve Spéciale			Average Moyenne	Time allowed	<b>40 min</b>	
			<b>38 Km/h</b>	Temps impart		
DISTANCE		DIRECTION	INFORMATION	Dist. to go		
Total	Partial			Dist. regres.		
14,09	3,11			11,01		
						11
16,50	2,41			8,60		
						12
17,11	0,61			7,99		
						13
17,55	0,44			7,55		
						14
20,65	3,10			4,45		
						15

TC / CH 1C : S <sup>TE</sup> CLOTILDE		Service B out Sortie Assist. B	Distance	Leg / Etape	1	Page
TC / CH 2 : RENAISSANCE 2		SS 2 / ES 2	<b>25,10 Km</b>	Section	2	<b>25</b>
Special Stage <i>Epreuve Spéciale</i>			Average <i>Moyenne</i>	Time allowed	<b>40 min</b>	
			<b>38 Km/h</b>	<i>Temps impartis</i>		
DISTANCE		DIRECTION	INFORMATION	Dist. to go		
Total	Partial			Dist. regres.		
20,93	0,28			4,17		
						16
23,23	2,30			1,87		
						17
23,94	0,71			1,16		
						18
25,10	1,16			0,00		
						19

TC / CH 2 : RENAISSANCE 2		SS 2 / ES 2	Distance	Leg / Etape	1	Page
TC / CH 2A : S <sup>TE</sup> CLOTILDE		Service C In Entrée Assist.C	30,80 Km	Section	2	26
Special Stage Epreuve Spéciale			Average Moyenne	Time allowed	30 min	
Renaissance 2		14,35 Km	62 Km/h	Temps impartis		
DISTANCE		DIRECTION	INFORMATION	Dist. to go		
Total	Partial			Dist. regres.		
0,00	0,00	<p>Chemin Safer</p> <p>1</p> <p>14,35</p>	<p>SSS 2 / DES 2</p> <p>20°57'18.9"S / 55°36'19.6"E</p>	30,80		
0,49	0,49	<p>Chemin Safer</p> <p>2</p> <p>13,86</p>		30,31		
1,25	0,76	<p>Ch. Bassin de Boue</p> <p>3</p> <p>13,10</p>		29,55		
2,86	1,61	<p>Chemin Bassin de Boue</p> <p>4</p> <p>11,49</p>	2	27,94		
3,35	0,49	<p>Rue V.Bellier</p> <p>5</p> <p>11,00</p>		27,45		

TC / CH 2 : RENAISSANCE 2		SS 2 / ES 2	Distance	Leg / Etape	1	Page
TC / CH 2A : S <sup>TE</sup> CLOTILDE		Service C In Entrée Assist.C	30,80 Km	Section	2	27
Special Stage Epreuve Spéciale			Average Moyenne	Time allowed	30 min	
Renaissance 2		14,35 Km	62 Km/h	Temps imparti		
DISTANCE		DIRECTION	INFORMATION	Dist. to go		
Total	Partial			Dist. regres.		
3,92	0,57				26,88	
4,54	0,62				26,26	
5,22	0,68				25,58	
5,52	0,30				25,28	
7,75	2,23				23,05	

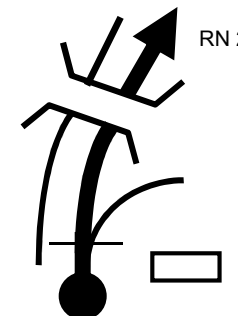
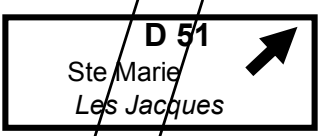
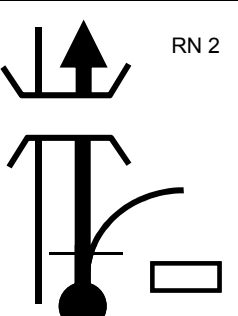
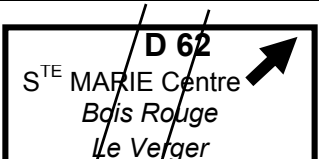
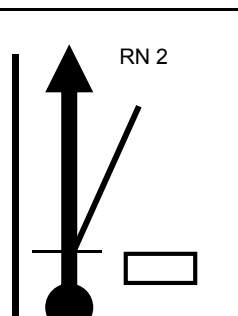

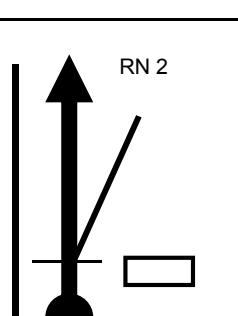

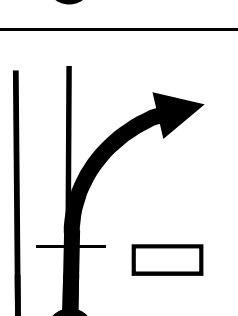

TC / CH 2 : RENAISSANCE 2		SS 2 / ES 2	Distance	Leg / Etape	1	Page
TC / CH 2A : S <sup>TE</sup> CLOTILDE		Service C In Entrée Assist.C	<b>30,80 Km</b>	Section	2	<b>28</b>
Special Stage Epreuve Spéciale			Average Moyenne	Time allowed		
Renaissance 2		14,35 Km	<b>62 Km/h</b>	<b>30 min</b>		
DISTANCE		DIRECTION	INFORMATION	Dist. to go		
Total	Partial			Dist. regres.		
8,24	0,49			22,56		
8,30	0,06			22,50		
8,96	0,66			21,84		
9,45	0,49			21,35		
10,83	1,38				19,97	

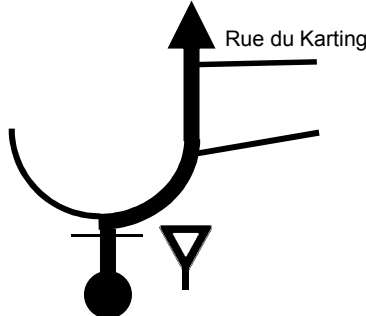
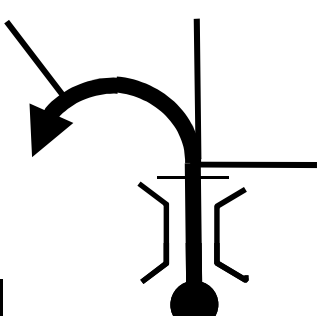
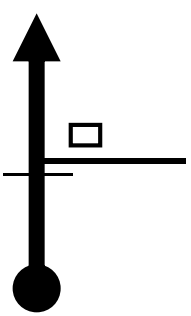
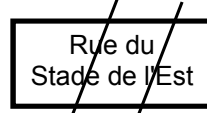
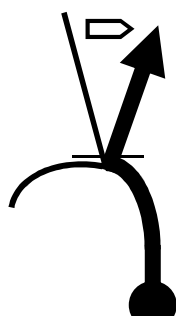
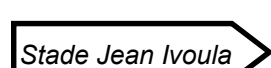





TC / CH 2 : RENAISSANCE 2		SS 2 / ES 2	Distance	Leg / Etape	1	Page
TC / CH 2A : S <sup>TE</sup> CLOTILDE		Service C In Entrée Assist.C	<b>30,80 Km</b>	Section	2	<b>29</b>
Special Stage Epreuve Spéciale			Average Moyenne	Time allowed		
Renaissance 2		14,35 Km	<b>62 Km/h</b>	<b>30 min</b>		
DISTANCE		DIRECTION	INFORMATION	Dist. to go		
Total	Partial			Dist. regres.		
11,93	1,10					18,87
12,43	0,50					18,37
13,06	0,63					17,74
13,72	0,66					17,08
14,35	0,63					16,45
						20°55'45.4"S / 55°35'23.4"E

TC / CH 2 : RENAISSANCE 2		SS 2 / ES 2	Distance	Leg / Etape	1	Page
TC / CH 2A : S <sup>TE</sup> CLOTILDE		Service C In Entrée Assist.C	<b>30,80 Km</b>	Section	2	<b>30</b>
Special Stage Epreuve Spéciale			Average Moyenne	Time allowed		
Renaissance 2		14,35 Km	<b>62 Km/h</b>	<b>30 min</b>		
DISTANCE		DIRECTION	INFORMATION	Dist. to go		
Total	Partial			Dist. regres.		
14,55	0,20	<div style="text-align: center;"> <p>Rue Eloi Machoro</p> </div>	<div style="text-align: center;"> <p><b>DISPOSITIF DE RALENTISSEMENT</b></p> </div>	16,25		
14,73	0,18	<div style="text-align: center;"> <p>Rue Eloi Machoro</p> </div>	<div style="text-align: center;"> <p><b>STOP SS 2 / ES 2</b></p> <p>20°55'48.2"S / 55°35'10.4"E</p> </div>	16,07		
15,00	0,27	<div style="text-align: center;"> <p>RD 51</p> </div>		15,80		
18,61	3,61	<div style="text-align: center;"> <p>RD 51</p> </div>	<div style="text-align: center;"> <p>S<sup>T</sup> ANDRE</p> </div>	12,19		
19,00	0,39	<div style="text-align: center;"> <p>RN 2002</p> </div>	<div style="text-align: center;"> <p>S<sup>T</sup> DENIS S<sup>TE</sup> MARIE</p> </div>	11,80		

TC / CH 2 : RENAISSANCE 2	SS 2 / ES 2	Distance	Leg / Etape	1	Page
TC / CH 2A : S <sup>TE</sup> CLOTILDE	Service C In Entrée Assist.C	<b>30,80 Km</b>	Section	2	<b>31</b>
Special Stage Epreuve Spéciale		Average Moyenne	Time allowed		
Renaissance 2		14,35 Km	62 Km/h		
			Temps impartis		
			<b>30 min</b>		

DISTANCE		DIRECTION	INFORMATION	Dist. to go Dist. regres.
Total	Partial			
23,22	4,22			7,58
		26		
25,05	1,83			5,75
		27		
27,40	2,35			3,40
		28		
28,54	1,14			2,26
		29		
29,66	1,12			1,14
		30		

TC / CH 2 : RENAISSANCE 2		SS 2 / ES 2	Distance	Leg / Etape	1	Page
TC / CH 2A : S <sup>TE</sup> CLOTILDE		Service C In Entrée Assist.C	<b>30,80 Km</b>	Section	2	<b>32</b>
Special Stage <i>Epreuve Spéciale</i>			Average <i>Moyenne</i>	Time allowed		
Renaissance 2		14,35 Km	<b>62 Km/h</b>	<b>30 min</b>		
DISTANCE		DIRECTION	INFORMATION	Dist. to go		
Total	Partial			Dist. regres.		
30,13	0,47	31 		0,67		
30,30	0,17	32 		0,50		
30,45	0,15	33 		0,35		
30,56	0,11	34 		0,24		
30,80	0,24	35 	  <b>TC 2A / CH 2A</b> Parking Stade J.Ivoula Service C in Entrée Assistance C	0,00		

TC / CH 2B : S <sup>TE</sup> CLOTILDI	Service C out Sortie Assist. C	Distance	Leg / Etape	1	Page
TC / CH 2C : ST DENIS	End of Leg 1 Arrivée 1 <sup>ère</sup> Etape	7,25 Km	Section	2	33
Special Stage Epreuve Spéciale		Average Moyenne 17 Km/h	Time allowed Temps imparti	25 min	

DISTANCE		DIRECTION	INFORMATION	Dist. to go Dist. regres.
Total	Partial			
0,00	0,00		<p><b>TC 2B / CH 2B</b> Parking Stade J.Ivoula Service C out Sortie Assistance C</p>	7,25
0,10	0,10			7,15
0,70	0,60			6,55
0,80	0,10			6,45
0,97	0,17			6,28

TC / CH 2B : S <sup>TE</sup> CLOTILDI		Service C out Sortie Assist. C	Distance	Leg / Etape	1	Page
TC / CH 2C : ST DENIS		End of Leg 1 Arrivée 1 <sup>ère</sup> Etape	7,25 Km	Section	2	34
Special Stage Epreuve Spéciale			Average Moyenne	Time allowed	25 min	
			17 Km/h	Temps impartis		
DISTANCE		DIRECTION	INFORMATION	Dist. to go		
Total	Partial			Dist. regres.		
3,73	2,76	RN 2 			3,52	
		6				
4,63	0,90	RN 2 			2,62	
		7				
5,32	0,69	Bd Lancastel 	 		1,93	
		8				
6,09	0,77	Bd Lancastel 			1,16	
		9				
6,34	0,25	Bd Lancastel 			0,91	
		10				

<b>TC / CH 2B : S<sup>TE</sup> CLOTILDI</b>	Service C out Sortie Assist. C	<b>Distance</b>	<b>Leg / Etape</b> 1	<b>Page</b>
<b>TC / CH 2C : ST DENIS</b>	End of Leg 1 Arrivée 1 <sup>ère</sup> Etape	<b>7,25 Km</b>	<b>Section</b> 2	<b>35</b>
<b>Special Stage</b> <i>Epreuve Spéciale</i>		<b>Average</b> <i>Moyenne</i>	<b>Time allowed</b>	<b>25 min</b>
		<b>17 Km/h</b>	<i>Temps impartit</i>	

DISTANCE		DIRECTION	INFORMATION	Dist. to go <i>Dist. regres.</i>
Total	Partial			
7,09	0,75			0,16
		11		
7,15	0,06			0,10
		12		
7,25	0,10		 PLACE ETIENNE REGNAULT  <b>TC 2C / CH 2C</b>  <b>Finish Leg 1</b>  <b>Arrivée 1ère Etape</b>	0,00
		13		



## LEG 2 / 2<sup>ème</sup> ETAPE : S<sup>T</sup> DENIS - S<sup>T</sup> DENIS

### SECTION 3 : S<sup>T</sup> DENIS - S<sup>T</sup> PIERRE

	Km	Temps
Secteur de liaison 7 : SAINT-DENIS - LES RADIERS	52,55	1:15
Secteur de liaison 8 : LES RADIERS - N.D. DE LA PAIX 1	73,95	1:45
Secteur de liaison 9 : N.D. DE LA PAIX 1 - REGROUPEMENT 2	32,50	0:40

### S<sup>T</sup> PIERRE - Marché de Gros Z.I. N°3 REGROUPING PARK - *PARC DE REGROUPEMENT*

30' maximum

Earliness penalised / *Avance pénalisée*

TC / CH 2D : S <sup>T</sup> DENIS	Starting Leg 2 Départ 2 <sup>ème</sup> Etape	Distance	Leg / Etape	2	Page
TC / CH 3 : LES RADIERS	SS 3 / ES 3	<b>52,55 Km</b>	Section	3	<b>37</b>
Special Stage Epreuve Spéciale		Average Moyenne	Time allowed	<b>75 min</b>	
		<b>42 Km/h</b>	Temps impartis		

DISTANCE		DIRECTION	INFORMATION	Dist. to go Dist. regres.
Total	Partial			
0,00	0,00	<p>1</p>	<p><b>TC 2D / CH 2D</b> Place Etienne Régnault Starting Leg 2 Départ 2<sup>ème</sup> Etape</p>	52,55
0,10	0,10	<p>Rue de la Gare</p> <p>2</p>		52,45
0,45	0,35	<p>Rue de la Gare</p> <p>3</p>		52,10
0,50	0,05	<p>RN 2</p> <p>4</p>		52,05
0,99	0,49	<p>RN 2</p> <p>5</p>		51,56

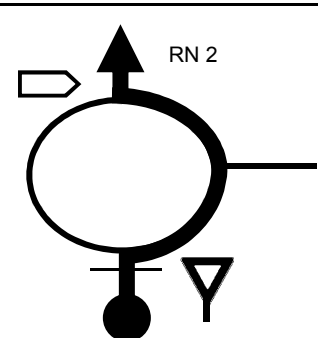
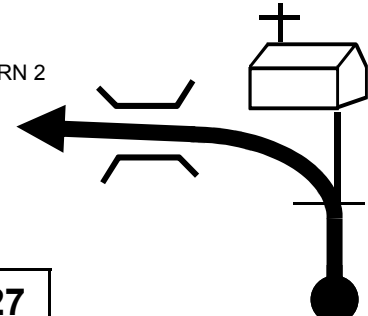
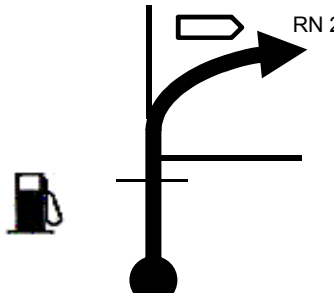
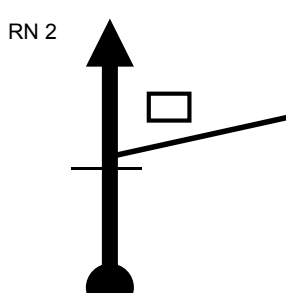
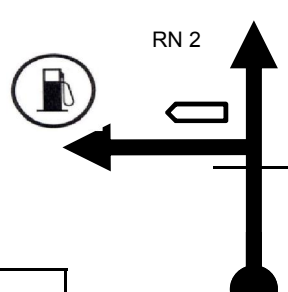

TC / CH 2D : S <sup>T</sup> DENIS		Starting Leg 2 Départ 2 <sup>ème</sup> Etape	Distance	Leg / Etape 2	Page 38
TC / CH 3 : LES RADIERS		SS 3 / ES 3	52,55 Km	Section 3	
Special Stage Epreuve Spéciale			Average Moyenne 42 Km/h	Time allowed Temps impartis	75 min
DISTANCE		DIRECTION	INFORMATION	Dist. to go	
Total	Partial			Dist. regres.	
6,04	5,05	6 		46,51	
7,24	1,20	7 		45,31	
8,34	1,10	8 		44,21	
10,94	2,60	9 		41,61	
12,64	1,70	10 		39,91	

TC / CH 2D : S <sup>T</sup> DENIS	Starting Leg 2 Départ 2 <sup>ème</sup> Etape	Distance	Leg / Etape	2	Page
TC / CH 3 : LES RADIERS	SS 3 / ES 3	<b>52,55 Km</b>	Section	3	<b>39</b>
Special Stage Epreuve Spéciale		Average Moyenne	Time allowed	<b>75 min</b>	
		<b>42 Km/h</b>	Temps imparti		

DISTANCE		DIRECTION	INFORMATION	Dist. to go Dist. regres.
Total	Partial			
14,39	1,75			38,16
		11		
16,64	2,25			35,91
		12		
19,75	3,11			32,80
		13		
22,16	2,41			30,39
		14		
24,06	1,90			28,49
		15		

TC / CH 2D : S <sup>T</sup> DENIS		Starting Leg 2 Départ 2 <sup>ème</sup> Etape	Distance	Leg / Etape	2	Page
TC / CH 3 : LES RADIERS		SS 3 / ES 3	52,55 Km	Section	3	40
Special Stage Epreuve Spéciale			Average Moyenne	Time allowed	75 min	
			42 Km/h	Temps imparti		
DISTANCE		DIRECTION	INFORMATION	Dist. to go		
Total	Partial			Dist. regres.		
26,65	2,59	16			25,90	
27,48	0,83	17			25,07	
30,07	2,59	18			22,48	
32,05	1,98	19			20,50	
34,23	2,18	20			18,32	

TC / CH 2D : S <sup>T</sup> DENIS		Starting Leg 2 Départ 2 <sup>ème</sup> Etape	Distance	Leg / Etape	2	Page
TC / CH 3 : LES RADIERS		SS 3 / ES 3	52,55 Km	Section	3	41
Special Stage Epreuve Spéciale			Average Moyenne	Time allowed	75 min	
			42 Km/h	Temps imparti		
DISTANCE		DIRECTION	INFORMATION	Dist. to go		
Total	Partial			Dist. regres.		
36,21	1,98	21 		16,34		
38,49	2,28	22 		14,06		
39,29	0,80	23 		13,26		
39,86	0,57	24 		12,69		
40,68	0,82	25 		11,87		

TC / CH 2D : S <sup>T</sup> DENIS		Starting Leg 2 Départ 2 <sup>ème</sup> Etape	Distance	Leg / Etape 2	Page
TC / CH 3 : LES RADIERS		SS 3 / ES 3	<b>52,55 Km</b>	Section 3	<b>42</b>
Special Stage Epreuve Spéciale			Average Moyenne <b>42 Km/h</b>	Time allowed Temps imparti	<b>75 min</b>
DISTANCE		DIRECTION	INFORMATION	Dist. to go	
Total	Partial			Dist. regres.	
43,54	2,86	<div style="border: 1px solid black; padding: 5px; display: inline-block;">26</div> 	<div style="border: 1px solid black; padding: 5px; display: inline-block;">S<sup>T</sup> JOSEPH</div>	9,01	
44,19	0,65	<div style="border: 1px solid black; padding: 5px; display: inline-block;">27</div> 		8,36	
44,59	0,40	<div style="border: 1px solid black; padding: 5px; display: inline-block;">28</div> 	<div style="border: 1px solid black; padding: 5px; display: inline-block;">S<sup>T</sup> JOSEPH S<sup>TE</sup> ROSE</div>	7,96	
48,62	4,03	<div style="border: 1px solid black; padding: 5px; display: inline-block;">29</div> 	<div style="border: 1px solid black; padding: 5px; display: inline-block;"><del>Rampe des Chicots</del></div>	3,93	
48,77	0,15	<div style="border: 1px solid black; padding: 5px; display: inline-block;">30</div> 	<div style="border: 1px solid black; padding: 5px; display: inline-block;">CIRCUIT RALLYE CROSS</div>  Retuelling Area Zone de ravitaillement	3,78	



TC / CH 2D : S <sup>T</sup> DENIS		Starting Leg 2 Départ 2 <sup>ème</sup> Etape	Distance	Leg / Etape	2	Page
TC / CH 3 : LES RADIERS		SS 3 / ES 3	52,55 Km	Section	3	43
Special Stage Epreuve Spéciale			Average Moyenne	Time allowed	75 min	
			42 Km/h	Temps impartis		
DISTANCE		DIRECTION	INFORMATION	Dist. to go		
Total	Partial			Dist. regres.		
49,05	0,28		<div style="border: 1px solid black; padding: 5px; display: inline-block;">Rampe des Chicots</div>	3,50		
49,52	0,47			3,03		
49,78	0,26		<div style="border: 1px solid black; padding: 5px; display: inline-block;"><del>24 PLAINE DES PALMISTES CAMBOURG</del></div>	2,77		
52,41	2,63		<div style="border: 1px solid black; padding: 5px; display: inline-block;">Les Radiers</div>	0,14		
52,55	0,14		<p><b>TC 3 / CH 3</b>  SSS at / DES à : 140 M.  21° 7'17.86"S / 55°45'32.96"E</p>	0,00		

Special Stage 3 / Epreuve Spéciale N° 3

LES RADIERS



TC 3 / CH 3

21° 7'17.86"S / 55°45'32.96"E




SSS 3 / DES 3

21° 7'20.00"S / 55°45'30.46"E

SAFETY / SECURITE



5 Intermediate Posts in SS / 5 Points Intermédiaires dans l'ES



SSF 3 / AES3

21°11'24.46"S / 55°48'55.33"E



SS STOP 3 / POINT STOP 3

21°11'29.11"S / 55°48'54.91"E

TC / CH 3 : LES RADIERS		SS 3 / ES 3	Distance	Leg / Etape	2	Page	45
TC / CH 4 : N.D. DE LA PAIX 1		SS 4 / ES 4	<b>75,85 Km</b>	Section	3		
Special Stage <i>Epreuve Spéciale</i> <b>Les Radiers</b>			14,65 Km	Average <i>Moyenne</i> <b>43 Km/h</b>	Time allowed <i>Temps impartis</i> <b>105 min</b>		
DISTANCE		DIRECTION	INFORMATION	Dist. to go		Dist. regres.	
Total	Partial						
0,00	0,00		 <b>SSS 3 / DES 3</b>  21° 7'20.0"S / 55°45'30.4"E	75,85			
3,58	3,58		2	72,27			
4,83	1,25			71,02			
5,65	0,82		3	70,20			
7,45	1,80		4	68,40			

TC / CH 3 : LES RADIERS		SS 3 / ES 3	Distance	Leg / Etape	2	Page	46
TC / CH 4 : N.D. DE LA PAIX		SS 4 / ES 4	75,85 Km	Section	3		
Special Stage Epreuve Spéciale Les Radiers			Average Moyenne 14,65 Km	Time allowed Temps impartis	105 min		
DISTANCE		DIRECTION	INFORMATION	Dist. to go		Dist. regres.	
Total	Partial						
10,35	2,90		 5 		65,50		
		6	4,30				
12,20	1,85		 6		63,65		
		7	2,45				
14,65	2,45		 SSF 3 / AES 3 21°11'24.4"S / 55°48'55.3"E		61,20		
		8	0,00				
14,80	0,15		 DISPOSITIF DE RALENTISSEMENT		61,05		
		9					
14,90	0,10		 STOP SS 3 / ES 3 21°11'29.1"S / 55°48'54.9"E		60,95		
		10					

TC / CH 3 : LES RADIERS		SS 3 / ES 3	Distance	Leg / Etape	2	Page	
TC / CH 4 : N.D. DE LA PAIX 1		SS 4 / ES 4	<b>75,85 Km</b>	Section	3	<b>47</b>	
Special Stage <i>Epreuve Spéciale</i> <b>Les Radiers</b>			Average <i>Moyenne</i> <b>43 Km/h</b>	Time allowed	<b>105 min</b>		
		14,65 Km		<i>Temps imparti</i>			
DISTANCE		DIRECTION	INFORMATION	Dist. to go			
Total	Partial			Dist. regres.			
17,66	2,76			58,19			
		11					
19,21	1,55			54,79			
		12					
21,06	1,85			53,90			
		13					
21,95	0,89			51,59			
		14					
24,26	2,31						
		15					

TC / CH 3 : LES RADIERS		SS 3 / ES 3	Distance	Leg / Etape	2	Page
TC / CH 4 : N.D. DE LA PAIX		SS 4 / ES 4	75,85 Km	Section	3	48
Special Stage Epreuve Spéciale Les Radiers			Average Moyenne 14,65 Km	Time allowed	105 min	
DISTANCE		DIRECTION	INFORMATION	Dist. to go		
Total	Partial			Dist. regres.		
25,87	1,61				49,98	
		16				
26,37	0,50				49,48	
		17				
30,15	3,78				45,70	
		18				
32,80	2,65				43,05	
		19				
36,08	3,28				39,77	
		19				



TC / CH 3 : LES RADIERS	SS 3 / ES 3	Distance	Leg / Etape	2	Page
TC / CH 4 : N.D. DE LA PAIX 1	SS 4 / ES 4	<b>75,85 Km</b>	Section	3	<b>49</b>
Special Stage Epreuve Spéciale <b>Les Radiers</b>		14,65 Km	Average Moyenne <b>43 Km/h</b>	Time allowed <b>105 min</b>	<i>Temps imparti</i>

DISTANCE		DIRECTION	INFORMATION	Dist. to go <i>Dist. regres.</i>
Total	Partial			
36,86	0,78			38,99
		21		
37,42	0,56			38,43
		22		
38,67	1,25			37,18
		23		
39,67	1,00			36,18
		24		
39,90	0,23			35,95
		25		



TC / CH 3 : LES RADIERS		SS 3 / ES 3	Distance	Leg / Etape	2	Page
TC / CH 4 : N.D. DE LA PAIX 1		SS 4 / ES 4	<b>75,85 Km</b>	Section	3	<b>50</b>
Special Stage Epreuve Spéciale Les Radiers			Average Moyenne 43 Km/h	Time allowed Temps impartis <b>105 min</b>		
DISTANCE		DIRECTION	INFORMATION	Dist. to go		
Total	Partial			Dist. regres.		
42,23	2,33	<div style="text-align: center;"> </div>	<div style="text-align: center;"> </div>	33,62		
44,96	2,73	<div style="text-align: center;"> </div>	<div style="text-align: center;"> </div>	30,89		
52,50	7,54	<div style="text-align: center;"> </div>	<div style="text-align: center;"> </div>	23,35		
54,81	2,31	<div style="text-align: center;"> </div>	<div style="text-align: center;"> </div>	21,04		
55,02	0,21	<div style="text-align: center;"> </div>	<div style="text-align: center;"> </div>	20,83		

TC / CH 3 : LES RADIERS		SS 3 / ES 3	Distance	Leg / Etape	2	Page
TC / CH 4 : N.D. DE LA PAIX 1		SS 4 / ES 4	75,85 Km	Section	3	51
Special Stage Epreuve Spéciale Les Radiers			Average Moyenne 14,65 Km	43 Km/h	Time allowed Temps impartis	105 min
DISTANCE		DIRECTION	INFORMATION	Dist. to go Dist. regres.		
Total	Partial					
55,98	0,96	<div style="border: 1px solid black; padding: 5px; width: fit-content; margin: 0 auto;">31</div>	<div style="border: 1px solid black; padding: 5px; width: fit-content; margin: 0 auto;">S<sup>T</sup> PIERRE LE TAMPON</div>		19,87	
60,14	4,16	<div style="border: 1px solid black; padding: 5px; width: fit-content; margin: 0 auto;">32</div>	<div style="border: 1px solid black; padding: 5px; width: fit-content; margin: 0 auto;"><del>Forêt de Bébourg</del></div>		15,71	
70,22	10,08	<div style="border: 1px solid black; padding: 5px; width: fit-content; margin: 0 auto;">33</div>	<div style="border: 1px solid black; padding: 5px; width: fit-content; margin: 0 auto;">S<sup>T</sup> PIERRE LE TAMPON</div>		5,63	
70,55	0,33	<div style="border: 1px solid black; padding: 5px; width: fit-content; margin: 0 auto;">34</div>	<div style="border: 1px solid black; border-radius: 50%; padding: 10px; width: 40px; height: 40px; margin: 0 auto; display: flex; align-items: center; justify-content: center;"> </div> <p style="text-align: center;">ZONE RAVITAILLEMENT</p>		5,30	
70,73	0,18	<div style="border: 1px solid black; padding: 5px; width: fit-content; margin: 0 auto;">35</div>	<div style="border: 1px solid black; border-radius: 50%; padding: 10px; width: 40px; height: 40px; margin: 0 auto; display: flex; align-items: center; justify-content: center;"> </div>		5,12	

TC / CH 3 : LES RADIERS		SS 3 / ES 3	Distance	Leg / Etape	2	Page	
TC / CH 4 : N.D. DE LA PAIX 1		SS 4 / ES 4	<b>75,85 Km</b>	Section	3	<b>52</b>	
Special Stage Epreuve Spéciale <b>Les Radiers</b>			Average Moyenne <b>43 Km/h</b>	Time allowed Temps impart	<b>105 min</b>		
DISTANCE		DIRECTION		INFORMATION		Dist. to go	
Total	Partial					Dist. regres.	
70,79	0,06					5,06	
		36					
72,89	2,10					2,96	
		37					
75,10	2,21			<del>Chemin Mathias</del>  <del>Rue des Eucalyptus</del>		0,75	
		38					
75,85	0,75			 <b>TC 4 / CH 4</b> <b>SSS at / DES à : 220 M.</b> 21°14'2.86"S / 55°34'43.71"E		0,00	
		39					

Special Stage 4 & 5 / Epreuve Spéciale N° 4 et 5

NOTRE DAME DE LA PAIX



TC 4 & 5 / CH 4 et 5  
21°14'2.86"S / 55°34'43.71"E



SSS 4 & 5 / DES 4 et 5  
21°14'7.39"S / 55°34'50.83"E


SAFETY / SECURITE



3 Intermediate Posts in SS / 3 Points Intermédiaires dans l'ES



SSF 4 & 5 / AES 4 et 5  
21°17'37.91"S / 55°31'56.73"E



SS STOP 4 & 5 / POINT STOP 4 et 5  
21°17'42.58"S / 55°31'50.18"E

TC / CH 4 : N.D DE LA PAIX 1		SS 4 / ES 4	Distance	Leg / Etape	2	Page
TC / CH 4A : S <sup>T</sup> PIERRE		Regrouping in Entrée Regroup.	<b>32,50 Km</b>	Section	3	<b>54</b>
Special Stage Epreuve Spéciale N.D. de la Paix 1			Average Moyenne <b>49 Km/h</b>	Time allowed Temps impartis	<b>40 min</b>	
DISTANCE		DIRECTION	INFORMATION	Dist. to go		
Total	Partial			Dist. regres.		
0,00	0,00		 <b>SSS 4 / DES 4</b>  21°14'7.39"S / 55°34'50.83"E	32,50		
2,19	2,19		2	30,31		
2,61	0,42		<del>Chemin Notre Dame de la Paix La Chapelle</del>	29,89		
2,85	0,24		<del>Chemin Tan Georges</del>	29,65		
4,23	1,38		3	28,27		



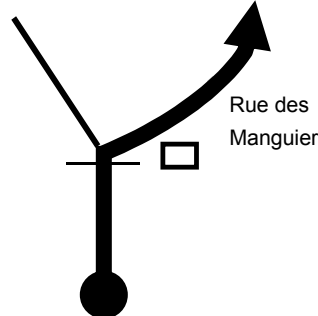

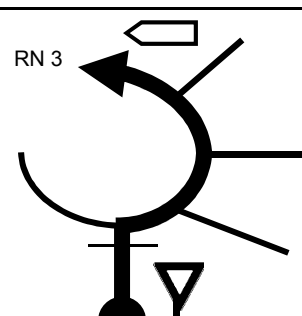
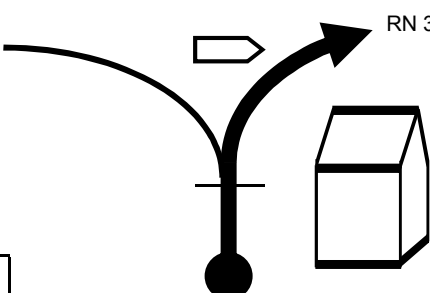
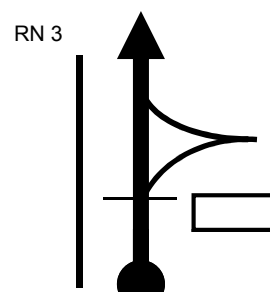
TC / CH 4 : N.D DE LA PAIX 1		SS 4 / ES 4	Distance	Leg / Etape	2	Page
TC / CH 4A : S <sup>T</sup> PIERRE		Regrouping in Entrée Regroup.	32,50 Km	Section	3	55
Special Stage Epreuve Spéciale N.D. de la Paix 1			Average Moyenne 17,25 Km	Time allowed	40 min	
DISTANCE		DIRECTION	INFORMATION	Dist. to go		
Total	Partial			Dist. regres.		
5,77	1,54			26,73		
		6	11,48			
6,89	1,12			25,61		
		7	10,36			
9,21	2,32			23,29		
		8	8,04			
10,52	1,31			21,98		
		9	6,73			
11,57	1,05			20,93		
		10	5,68			

TC / CH 4 : N.D DE LA PAIX 1		SS 4 / ES 4	Distance	Leg / Etape	2	Page
TC / CH 4A : S <sup>T</sup> PIERRE		Regrouping in Entrée Regroup.	32,50 Km	Section	3	56
Special Stage Epreuve Spéciale N.D. de la Paix 1			17,25 Km	Average Moyenne	49 Km/h	Time allowed Temps impartis
DISTANCE		DIRECTION	INFORMATION	Dist. to go		
Total	Partial			Dist. regres.		
11,80	0,23		<div style="border: 1px solid black; padding: 5px; display: inline-block;">Impasse des Gréviléas</div>	20,70	5,45	
13,22	1,42		<div style="border: 1px solid black; padding: 5px; display: inline-block;">Chemin Platanes</div>	19,28	4,03	
14,57	1,35		<div style="border: 1px solid black; padding: 5px; display: inline-block;">Rue des Poiries</div>	17,93	2,68	
16,17	1,60		<div style="border: 1px solid black; padding: 5px; display: inline-block;">Chemin Jacquier</div>	16,33	1,08	
17,25	1,08		<div style="border: 1px solid black; padding: 5px; display: inline-block;">SSF 4 / AES 4</div> 21°17'37.91"S / 55°31'56.73"E	15,25	0,00	



TC / CH 4 : N.D DE LA PAIX 1	SS 4 / ES 4	Distance	Leg / Etape	2	Page
TC / CH 4A : S <sup>T</sup> PIERRE	Regrouping in Entrée Regroup.	<b>32,50 Km</b>	Section	3	<b>57</b>
Special Stage Epreuve Spéciale	Average Moyenne	Time allowed	<b>40 min</b>		
N.D. de la Paix 1	17,25 Km	<b>49 Km/h</b>	Temps imparti		

DISTANCE		DIRECTION	INFORMATION	Dist. to go Dist. regres.
Total	Partial			
17,45	0,20	<p>RD 36</p>	<p><b>STOP SS 4 / ES 4</b></p> <p>21°17'42.58"S / 55°31'50.18"E</p>	15,05
17,57	0,12	<p>RD 3</p>	<p>TAMPON 2</p>	14,93
18,80	1,23	<p>RD 3</p>		13,70
19,72	0,92	<p>RD 3</p>		12,78
20,03	0,31	<p>Rue Kerveguen</p>	<p>Rue Kerveguen</p>	12,47

TC / CH 4 : N.D DE LA PAIX 1		SS 4 / ES 4	Distance	Leg / Etape	2	Page
TC / CH 4A : S <sup>T</sup> PIERRE		Regrouping in Entrée Regroup.	32,50 Km	Section	3	58
Special Stage Epreuve Spéciale N.D. de la Paix 1			17,25 Km	Average Moyenne	49 Km/h	Time allowed Temps impartis
DISTANCE		DIRECTION	INFORMATION	Dist. to go		
Total	Partial			Dist. regres.		
20,11	0,08	21		Rue des Manguiers	12,39	
20,39	0,28	22		S <sup>T</sup> PIERRE	12,11	
20,78	0,39	23		S <sup>T</sup> PIERRE	11,72	
20,96	0,18	24		S <sup>T</sup> PIERRE	11,54	
21,84	0,88	25		<del>Condé Concession</del>	10,66	

TC / CH 4 : N.D DE LA PAIX 1		SS 4 / ES 4	Distance	Leg / Etape	2	Page
TC / CH 4A : S <sup>T</sup> PIERRE		Regrouping in Entrée Regroup.	<b>32,50 Km</b>	Section	3	<b>59</b>
Special Stage Epreuve Spéciale N.D. de la Paix 1			Average Moyenne <b>49 Km/h</b>	Time allowed Temps imparti	<b>40 min</b>	
DISTANCE		DIRECTION	INFORMATION	Dist. to go		
Total	Partial			Dist. regres.		
23,87	2,03			8,63		
		26				
25,59	1,72			6,91		
		27				
27,15	1,56			5,35		
		28				
27,74	0,59			4,76		
		29				
29,61	1,87			2,89		
		30				

TC / CH 4 : N.D DE LA PAIX 1		SS 4 / ES 4	Distance	Leg / Etape	2	Page
TC / CH 4A : S <sup>T</sup> PIERRE		Regrouping in Entrée Regroup.	32,50 Km	Section	3	60
Special Stage Epreuve Spéciale N.D. de la Paix 1			17,25 Km	Average Moyenne	49 Km/h	Time allowed Temps impartis
DISTANCE		DIRECTION	INFORMATION	Dist. to go		
Total	Partial			Dist. regres.		
30,23	0,62	31 		2,27		
30,48	0,25	32 		2,02		
31,85	1,37	33 Av. Charles Isautier 		0,65		
32,20	0,35	34 	MARCHE DE GROS	0,30		
32,50	0,30	35 	 TC 4A / CH 4A Regrouping in Entrée Regroupement	0,00		


## S<sup>T</sup> PIERRE - Marché de Gros - ZI N°3

### Regrouping Park 2 & 3 / Parc de Regroupement 2 et 3



**TC 4A - 6A / CH 4A - 6A**  
Regrouping in / *Entrée Regroupement*

### Service Park D - E / Parc d'Assistance D - E



**TC 4C - 6C / CH 4C - 6C**  
Service out / *Sortie Assistance*

# LEG 2 / 2<sup>ème</sup> ETAPE : S<sup>T</sup> DENIS - S<sup>T</sup> PIERRE

## SECTION 4 : S<sup>T</sup> PIERRE - S<sup>T</sup> PIERRE

	Km	Temps
S <sup>T</sup> PIERRE - MARCHÉ DE GROS : ASSISTANCE D	-	0:40
Secteur de liaison 10 : ASSISTANCE D - N.D. DE LA PAIX 2	28,15	0:50
Secteur de liaison 11 : N.D. DE LA PAIX 2 - LES CANOTS 1	53,75	1:05
Secteur de liaison 12 : LES CANOTS 1 - REGROUPEMENT 3	27,50	0:45

### S<sup>T</sup> PIERRE - Marché de Gros Z.I. N°3 REGROUPING PARK - *PARC DE REGROUPEMENT*


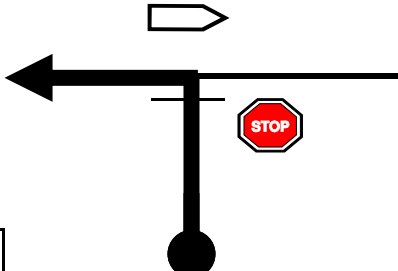
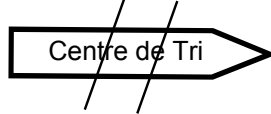
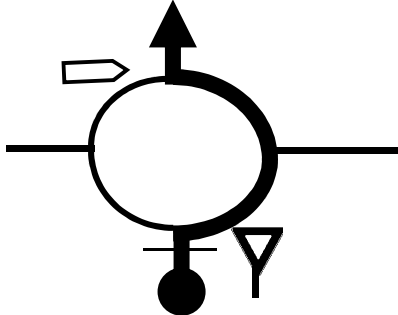

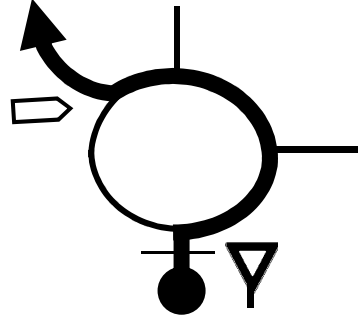

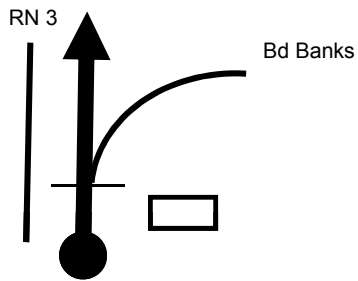

20' maximum

Earliness penalised / *Avance pénalisée*

TC / CH 4C : S <sup>T</sup> PIERRE	Service D out Sortie Assist. D	Distance	Leg / Etape	2	Page
TC / CH 5 : N.D. DE LA PAIX 2	SS 5 / ES 5	<b>28,15 Km</b>	Section	4	<b>63</b>
Special Stage Epreuve Spéciale		Average Moyenne	Time allowed	<b>50 min</b>	
		<b>34 Km/h</b>	Temps impartis		

DISTANCE		DIRECTION	INFORMATION	Dist. to go Dist. regres.	
Total	Partial				
0,00	0,00		<p><b>TC 4C / CH 4C</b> Service out Sortie Assistance</p>	28,15	
0,02	0,02		Av. Charles Isautier	28,13	
0,22	0,20		Av. Charles Isautier		27,93
0,50	0,28		Av. Charles Isautier		27,65
0,98	0,48		Av. Charles Isautier	27,17	



TC / CH 4C : S <sup>T</sup> PIERRE		Service D out Sortie Assist. D	Distance	Leg / Etape	2	Page	64
TC / CH 5 : N.D. DE LA PAIX 2		SS 5 / ES 5	<b>28,15 Km</b>	Section	4		
Special Stage Epreuve Spéciale			Average Moyenne	Time allowed	<b>50 min</b>		
			<b>34 Km/h</b>	Temps impartis			
DISTANCE		DIRECTION	INFORMATION	Dist. to go			
Total	Partial			Dist. regres.			
1,68	0,70						26,47
		6					
1,76	0,08						26,39
		7					
2,80	1,04						25,35
		8					
3,20	0,40						24,95
		9					
4,27	1,07						23,88
		10					

TC / CH 4C : S <sup>T</sup> PIERRE	Service D out Sortie Assist. D	Distance	Leg / Etape	2	Page
TC / CH 5 : N.D. DE LA PAIX 2	SS 5 / ES 5	<b>28,15 Km</b>	Section	4	<b>65</b>
Special Stage Epreuve Spéciale		Average Moyenne	Time allowed	<b>50 min</b>	
		<b>34 Km/h</b>	Temps impartis		

DISTANCE		DIRECTION	INFORMATION	Dist. to go Dist. regres.
Total	Partial			
5,24	0,97			22,91
		11		
6,31	1,07			21,84
		12		
8,63	2,32			19,52
		13		
11,24	2,61			16,91
		14		
11,65	0,41			16,50
		15		

TC / CH 4C : S <sup>T</sup> PIERRE	Service D out Sortie Assist. D	Distance	Leg / Etape	2	Page
TC / CH 5 : N.D. DE LA PAIX 2	SS 5 / ES 5	<b>28,15 Km</b>	Section	4	<b>66</b>
Special Stage Epreuve Spéciale		Average Moyenne	Time allowed	<b>50 min</b>	
		<b>34 Km/h</b>	Temps imparti		

DISTANCE		DIRECTION	INFORMATION	Dist. to go Dist. regres.
Total	Partial			
11,88	0,23			16,27
		16		
11,99	0,11			16,16
		17		
12,44	0,45			15,71
		18		
12,54	0,10			15,61
		19		
13,33	0,79			14,82
		20		

TC / CH 4C : S <sup>T</sup> PIERRE		Service D out Sortie Assist. D	Distance	Leg / Etape	2	Page
TC / CH 5 : N.D. DE LA PAIX 2		SS 5 / ES 5	28,15 Km	Section	4	67
Special Stage Epreuve Spéciale			Average Moyenne	Time allowed		
			34 Km/h	50 min		
DISTANCE		DIRECTION	INFORMATION	Dist. to go		
Total	Partial			Dist. regres.		
13,50	0,17			14,65		
16,54	3,04			11,61		
18,55	2,01		<div style="border: 1px solid black; padding: 2px; margin-bottom: 5px;"><del>Chemin des Caféiers</del></div> <div style="border: 1px solid black; padding: 2px;"><del>Route du Géranium</del></div>	9,60		
21,06	2,51		<div style="border: 1px solid black; padding: 2px; margin-bottom: 5px;"><del>Chemin des Cévennes</del></div> <div style="border: 1px solid black; padding: 2px;"><del>Chemin du Piton/Hyacinthe</del></div>	7,09		
24,01	2,95			4,14		

TC / CH 4C : S <sup>T</sup> PIERRE	Service D out Sortie Assist. D	Distance	Leg / Etape	2	Page
TC / CH 5 : N.D. DE LA PAIX 2	SS 5 / ES 5	<b>28,15 Km</b>	Section	4	<b>68</b>
Special Stage Epreuve Spéciale		Average Moyenne	Time allowed	<b>50 min</b>	
		<b>34 Km/h</b>	Temps impartis		

DISTANCE		DIRECTION	INFORMATION	Dist. to go Dist. regres.
Total	Partial			
25,19	1,18		<div style="border: 1px solid black; padding: 5px; display: inline-block;">           La Petite Ferme 2            La Grande Ferme 5            N.D. de la Paix 5         </div>	2,96
		26		
27,40	2,21		<div style="border: 1px solid black; padding: 5px; display: inline-block; margin-bottom: 10px;"> <del>Chemin Mathias</del> </div> <div style="border: 1px solid black; padding: 5px; display: inline-block;"> <del>Rue des Eucalyptus</del> </div>	0,75
		27		
28,15	0,75		<p><b>TC 5 / CH 5</b>  <b>SSS at / DES à : 220 M.</b>            21°14'2.86"S / 55°34'43.71"E</p>	0,00
		28		

TC / CH 5 : N.D DE LA PAIX 2		SS 5 / ES 5	Distance	Leg / Etape	2	Page
TC / CH 6 : LES CANOTS 1		SS 6 / ES 6	<b>53,75 Km</b>	Section	4	<b>69</b>
Special Stage <i>Epreuve Spéciale</i> <b>N.D. de la Paix 2</b>			Average <i>Moyenne</i> <b>50 Km/h</b>	Time allowed	<b>65 min</b>	
			<b>17,25 Km</b>	<i>Temps impartis</i>		
DISTANCE		DIRECTION	INFORMATION	Dist. to go		
Total	Partial			Dist. regres.		
0,00	0,00		 <b>SSS 5 / DES 5</b>  21°14'7.39"S / 55°34'50.83"E	53,75		
2,19	2,19		2	51,56		
2,61	0,42		<div style="border: 1px solid black; padding: 5px; width: fit-content; margin: auto;"> <del>Chemin Notre Dame de la Paix La Chapelle</del> </div>	51,14		
2,85	0,24		<div style="border: 1px solid black; padding: 5px; width: fit-content; margin: auto;"> <del>Chemin Tan Georges</del> </div>	50,90		
4,23	1,38		3	49,52		

TC / CH 5 : N.D DE LA PAIX 2		SS 5 / ES 5	Distance	Leg / Etape	2	Page	70
TC / CH 6 : LES CANOTS 1		SS 6 / ES 6	<b>53,75 Km</b>	Section	4		
Special Stage Epreuve Spéciale N.D. de la Paix 2			Average Moyenne 17,25 Km	Time allowed	<b>65 min</b>		
			<b>50 Km/h</b>	Temps impartis			
DISTANCE		DIRECTION	INFORMATION	Dist. to go			
Total	Partial			Dist. regres.			
5,77	1,54			47,98			
		6	11,48				
6,89	1,12			46,86			
		7	10,36				
9,21	2,32			44,54			
		8	8,04				
10,52	1,31			43,23			
		9	6,73				
11,57	1,05			42,18			
		10	5,68				



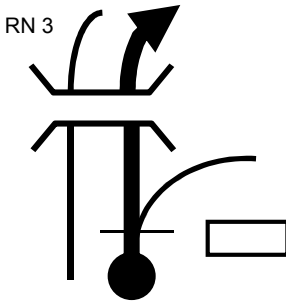
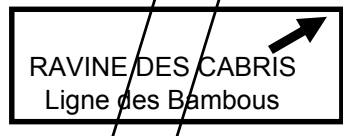
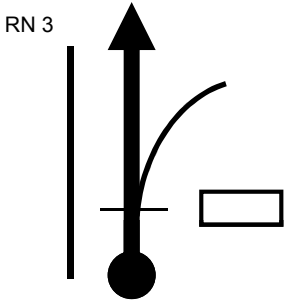

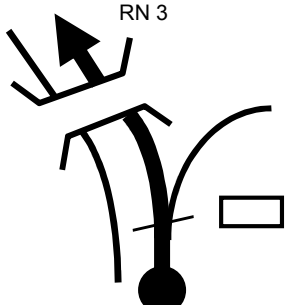
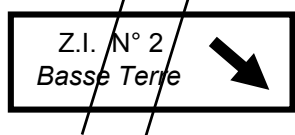
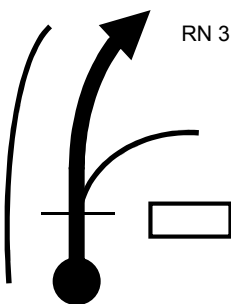
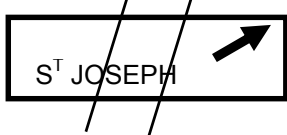
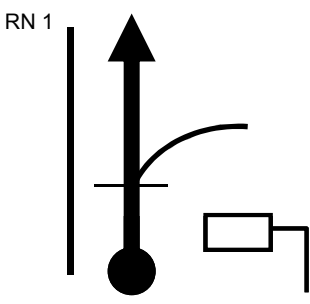

TC / CH 5 : N.D DE LA PAIX 2		SS 5 / ES 5	Distance	Leg / Etape	2	Page
TC / CH 6 : LES CANOTS 1		SS 6 / ES 6	53,75 Km	Section	4	71
Special Stage Epreuve Spéciale N.D. de la Paix 2			Average Moyenne	Time allowed		
17,25 Km			50 Km/h	65 min		
DISTANCE		DIRECTION	INFORMATION	Dist. to go		
Total	Partial			Dist. regres.		
11,80	0,23				41,95	
		11				
13,22	1,42				40,53	
		12				
14,57	1,35				39,18	
		13				
16,17	1,60				37,58	
		14				
17,25	1,08		<p>SSF 5 / AES 5</p> <p>21°17'37.91"S / 55°31'56.73"E</p>		36,50	
		15				

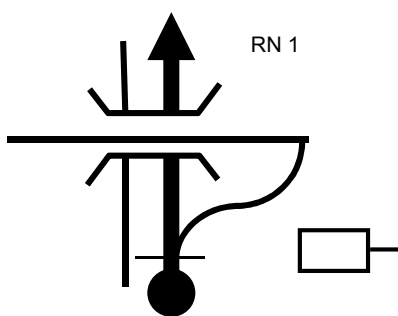

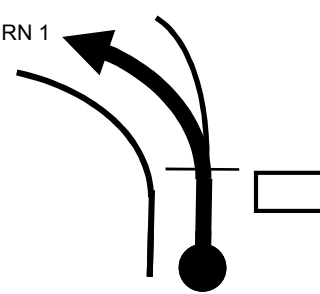

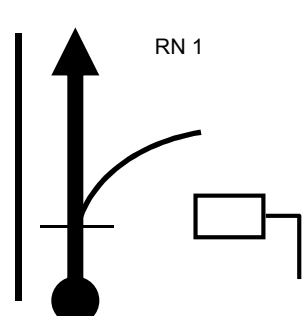
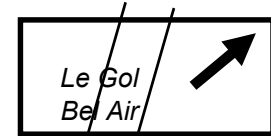
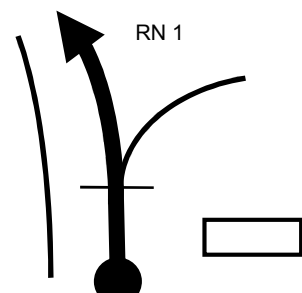

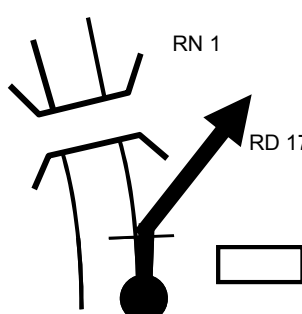
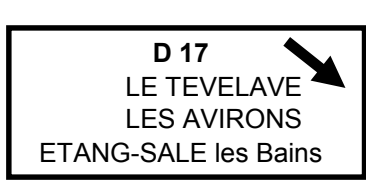
TC / CH 5 : N.D DE LA PAIX 2	SS 5 / ES 5	Distance	Leg / Etape	2	Page
TC / CH 6 : LES CANOTS 1	SS 6 / ES 6	<b>53,75 Km</b>	Section	4	<b>72</b>
Special Stage Epreuve Spéciale N.D. de la Paix 2		17,25 Km	Average Moyenne	50 Km/h	Time allowed Temps imparti
					<b>65 min</b>

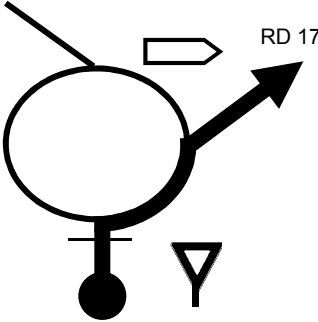
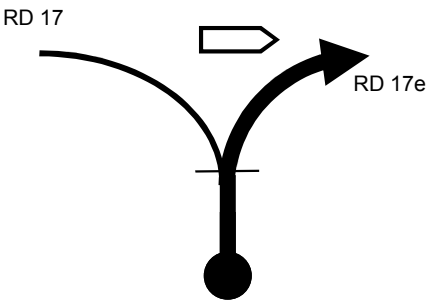
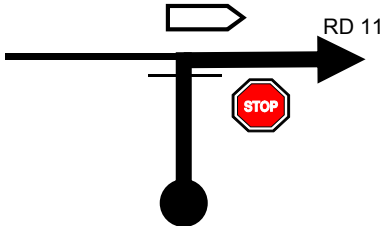
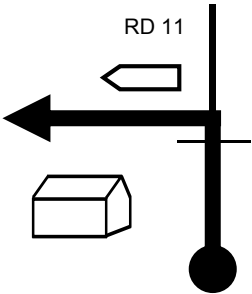
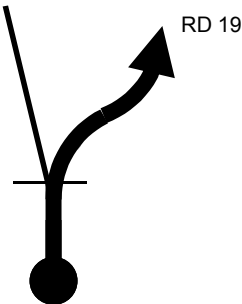
DISTANCE		DIRECTION	INFORMATION	Dist. to go Dist. regres.
Total	Partial			
17,45	0,20		<p><b>STOP SS 5 / ES 5</b></p> <p>21°17'42.58"S / 55°31'50.18"E</p>	36,30
17,57	0,12			36,18
18,80	1,23			34,95
19,72	0,92			34,03
20,03	0,31			33,72

TC / CH 5 : N.D DE LA PAIX 2	SS 5 / ES 5	Distance	Leg / Etape	2	Page
TC / CH 6 : LES CANOTS 1	SS 6 / ES 6	<b>53,75 Km</b>	Section	4	<b>73</b>
Special Stage Epreuve Spéciale N.D. de la Paix 2		17,25 Km	Average Moyenne	50 Km/h	Time allowed Temps impartis
					<b>65 min</b>

DISTANCE		DIRECTION	INFORMATION	Dist. to go Dist. regres.
Total	Partial			
20,11	0,08		<div style="border: 1px solid black; padding: 5px; display: inline-block;">Rue des Manguiers</div>	33,64
		21		
20,39	0,28		<div style="border: 1px solid black; padding: 5px; display: inline-block;">S<sup>T</sup> PIERRE</div>	33,36
		22		
20,78	0,39		<div style="border: 1px solid black; padding: 5px; display: inline-block;">S<sup>T</sup> PIERRE</div>	32,97
		23		
20,96	0,18		<div style="border: 1px solid black; padding: 5px; display: inline-block;">S<sup>T</sup> PIERRE</div>	32,79
		24		
21,84	0,88		<div style="border: 1px solid black; padding: 5px; display: inline-block;"><del>Condé Concession</del></div>	31,91
		25		

TC / CH 5 : N.D DE LA PAIX 2		SS 5 / ES 5	Distance	Leg / Etape	2	Page
TC / CH 6 : LES CANOTS 1		SS 6 / ES 6	<b>53,75 Km</b>	Section	4	<b>74</b>
Special Stage <i>Epreuve Spéciale</i> <b>N.D. de la Paix 2</b>			Average <i>Moyenne</i> <b>50 Km/h</b>	Time allowed	<b>65 min</b>	
17,25 Km					<i>Temps imparti</i>	
DISTANCE		DIRECTION	INFORMATION	Dist. to go		
Total	Partial			Dist. regres.		
23,87	2,03				29,88	
		26				
25,59	1,72				28,16	
		27				
27,15	1,56				26,60	
		28				
27,74	0,59				26,01	
		29				
29,61	1,87				24,14	
		30				

TC / CH 5 : N.D DE LA PAIX 2		SS 5 / ES 5	Distance	Leg / Etape	2	Page
TC / CH 6 : LES CANOTS 1		SS 6 / ES 6	53,75 Km	Section	4	75
Special Stage Epreuve Spéciale N.D. de la Paix 2			Average Moyenne 17,25 Km	Time allowed	65 min	
DISTANCE		DIRECTION		INFORMATION		Dist. to go
Total	Partial					Dist. regres.
33,76	4,15	31			19,99	
36,03	2,27	32			17,72	
38,21	2,18	33			15,54	
40,27	2,06	34			13,48	
45,74	5,47	25			8,01	

TC / CH 5 : N.D DE LA PAIX 2		SS 5 / ES 5	Distance	Leg / Etape	2	Page	
TC / CH 6 : LES CANOTS 1		SS 6 / ES 6	<b>53,75 Km</b>	Section	4	<b>76</b>	
Special Stage Epreuve Spéciale N.D. de la Paix 2			Average Moyenne 17,25 Km	Time allowed	<b>65 min</b>		
			<b>50 Km/h</b>	Temps impartit			
DISTANCE		DIRECTION	INFORMATION	Dist. to go			
Total	Partial			Dist. regres.			
46,18	0,44		LE TEVELAVE LES AVIRONS		7,57		
		36					
46,60	0,42		ETANG SALE Les Hauts 2		7,15		
		37					
48,78	2,18		ETANG SALE Les Hauts 0,5		4,97		
		38					
49,26	0,48		LES CANOTS		4,49		
		39					
49,38	0,12				4,37		
		40					

TC / CH 5 : N.D DE LA PAIX 2		SS 5 / ES 5	Distance	Leg / Etape	2	Page	77
TC / CH 6 : LES CANOTS 1		SS 6 / ES 6	<b>53,75 Km</b>	Section	4		
Special Stage Epreuve Spéciale <b>N.D. de la Paix 2</b>			Average Moyenne <b>50 Km/h</b>	Time allowed <b>65 min</b>			
			17,25 Km	Temps impartis			
DISTANCE		DIRECTION	INFORMATION	Dist. to go			
Total	Partial			Dist. regres.			
50,86	1,48				2,89		
		41					
51,08	0,22				2,67		
		42					
53,47	2,39				0,28		
		43					
53,75	0,28		<p><b>TC 6 / CH 6</b> SSS at / DES à 150 m. 21°14'21.00"S / 55°22'17.17"E</p>		0,00		
		44					



Special Stage 6 & 7 / Epreuve Spéciale N° 6 et 7

LES CANOTS



TC 6 & 7 / CH 6 et 7  
21°14'21.00"S / 55°22'17.17"E



SSS 6 & 7 / DES 6 et 7  
21°14'15.31"S / 55°22'20.54"E

SAFETY / SECURITE



4 Intermediate Posts in SS / 4 Points Intermédiaires dans l'ES



SSF 6 & 7 / AES 6 et 7  
21°14'42.92"S / 55°24'53.08"E



SS STOP 6 & 7 / POINT STOP 6 et 7  
21°14'47.41"S / 55°24'54.21"E

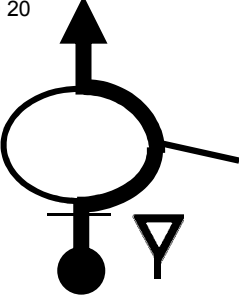
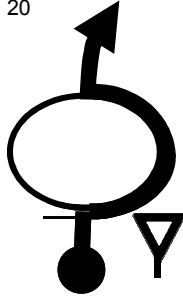
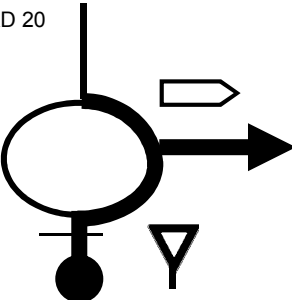

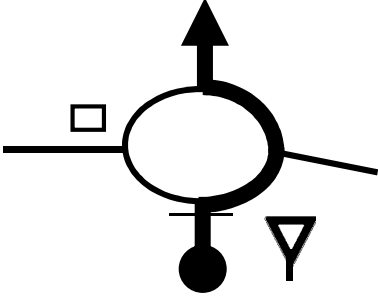
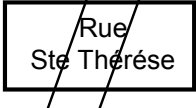
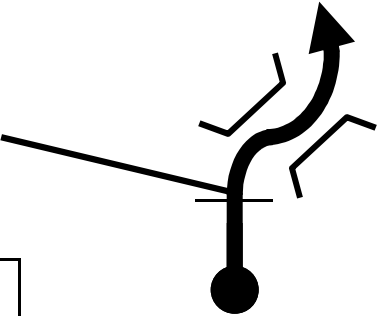
TC / CH 6 : LES CANOTS 1		SS 6 / ES 6	Distance	Leg / Etape	2	Page
TC / CH 6A : S <sup>T</sup> PIERRE		Service E in Entrée Assist. E	<b>27,50 Km</b>	Section	4	<b>79</b>
Special Stage Epreuve Spéciale			Average Moyenne	Time allowed	<b>45 min</b>	
LES CANOTS 1		9,80 Km	<b>37 Km/h</b>	Temps imparti		
DISTANCE		DIRECTION	INFORMATION	Dist. to go		
Total	Partial			Dist. regres.		
0,00	0,00	 1 <span style="float: right;">9,80</span>	 <b>SSS 6 / DES 6</b>  21°14'15.31"S / 55°22'20.54"E	27,50		
0,82	0,82	 2 <span style="float: right;">8,98</span>		26,68		
1,59	0,77	 3 <span style="float: right;">8,21</span>		25,91		
1,79	0,20	 4 <span style="float: right;">8,01</span>	 2	25,71		
3,64	1,85	 5 <span style="float: right;">6,16</span>		23,86		

TC / CH 6 : LES CANOTS 1		SS 6 / ES 6	Distance	Leg / Etape	2	Page
TC / CH 6A : S <sup>T</sup> PIERRE		Service E in Entrée Assist. E	27,50 Km	Section	4	80
Special Stage Epreuve Spéciale LES CANOTS 1			Average Moyenne 9,80 Km	Time allowed	45 min	
			37 Km/h	Temps impartis		
DISTANCE		DIRECTION	INFORMATION	Dist. to go		
Total	Partial			Dist. regres.		
4,09	0,45			5,71	23,41	
4,37	0,28			5,43	23,13	
6,02	1,65			3,78	21,48	
6,27	0,25			3,53	21,23	
6,99	0,72			2,81	20,51	

TC / CH 6 : LES CANOTS 1		SS 6 / ES 6	Distance	Leg / Etape	2	Page
TC / CH 6A : S <sup>T</sup> PIERRE		Service E in Entrée Assist. E	<b>27,50 Km</b>	Section	4	<b>81</b>
Special Stage Epreuve Spéciale			Average Moyenne	Time allowed	<b>45 min</b>	
LES CANOTS 1		9,80 Km	<b>37 Km/h</b>	Temps imparti		
DISTANCE		DIRECTION	INFORMATION	Dist. to go		
Total	Partial			Dist. regres.		
7,17	0,18			20,33		
		12	2,63			
7,87	0,70		5	19,63		
		12	1,93			
8,62	0,75			18,88		
		13	1,18			
9,12	0,50			18,38		
		14	0,68			
9,80	0,68		 <b>SSF 6 / AES 6</b>	17,70		
		15	0,00			
				21°14'42.92"S / 55°24'53.08"E		

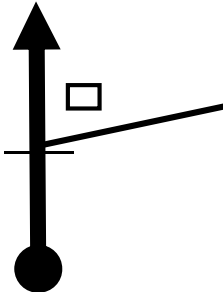
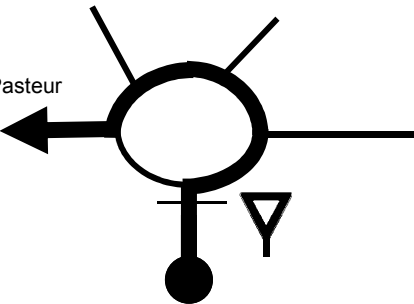
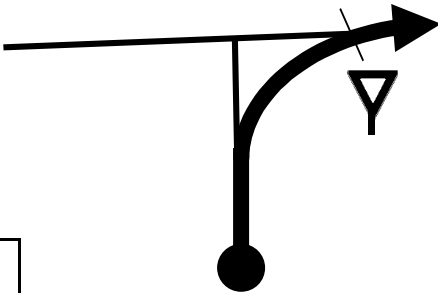
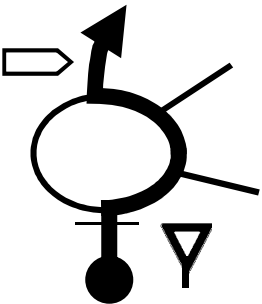
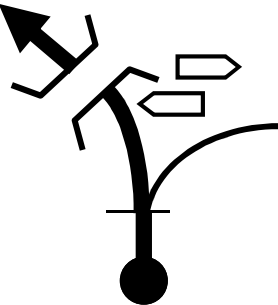
TC / CH 6 : LES CANOTS 1		SS 6 / ES 6	Distance	Leg / Etape	2	Page
TC / CH 6A : S <sup>T</sup> PIERRE		Service E in Entrée Assist. E	27,50 Km	Section	4	82
Special Stage Epreuve Spéciale			Average Moyenne	Time allowed	45 min	
LES CANOTS 1		9,80 Km	37 Km/h	Temps impartis		
DISTANCE		DIRECTION	INFORMATION	Dist. to go		
Total	Partial			Dist. regres.		
10,00	0,20		<p><b>STOP SS 6 / ES 6</b></p> <p>21°14'47.41"S / 55°24'54.21"E</p>	17,50		
10,05	0,05			17,45		
11,62	1,57			15,88		
13,37	1,75			14,13		
13,92	0,55			13,58		

TC / CH 6 : LES CANOTS 1	SS 6 / ES 6	Distance	Leg / Etape	2	Page
TC / CH 6A : S <sup>T</sup> PIERRE	Service E in Entrée Assist. E	<b>27,50 Km</b>	Section	4	<b>83</b>
Special Stage Epreuve Spéciale	Average Moyenne	Time allowed	<b>45 min</b>		
<b>LES CANOTS 1</b>	<b>9,80 Km</b>	<b>37 Km/h</b>	<i>Temps imparti</i>		

DISTANCE		DIRECTION	INFORMATION	Dist. to go Dist. regres.
Total	Partial			
14,52	0,60	RD 20 		12,98
		21		
15,00	0,48	RD 20 		12,50
		22		
15,36	0,36	RD 20 		12,14
		23		
15,94	0,58			11,56
		24		
16,10	0,16			11,40
		25		

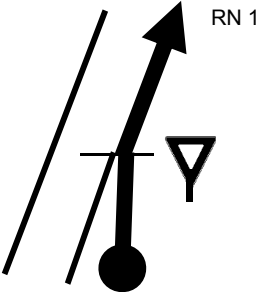
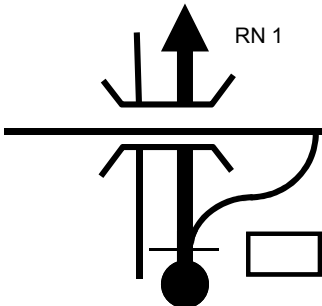

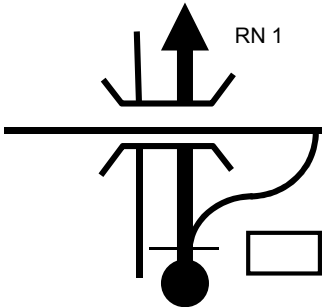

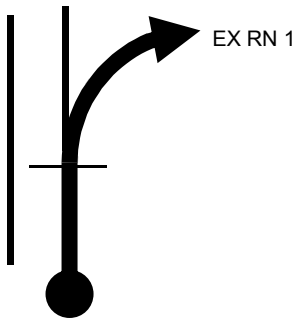
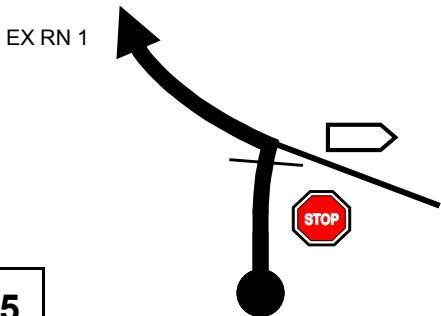
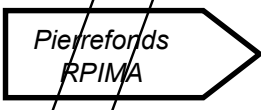


TC / CH 6 : LES CANOTS 1	SS 6 / ES 6	Distance	Leg / Etape	2	Page
TC / CH 6A : S <sup>T</sup> PIERRE	Service E in Entrée Assist. E	27,50 Km	Section	4	84
Special Stage Epreuve Spéciale	Average Moyenne	Time allowed	45 min		
LES CANOTS 1	9,80 Km	37 Km/h	Temps imparti		

DISTANCE		DIRECTION	INFORMATION	Dist. to go Dist. regres.
Total	Partial			
16,45	0,35		<div style="border: 1px solid black; padding: 5px; width: fit-content; margin: auto;"> <del>Rue Bory de St Vincent</del> </div>	11,05
		26		
16,66	0,21			10,84
		27		
16,70	0,04			10,80
		28		
17,11	0,41		<div style="border: 1px solid black; padding: 5px; width: fit-content; margin: auto;"> S<sup>T</sup> LEU 21 S<sup>T</sup> DENIS 73 </div>	10,39
		29		
17,48	0,37		<div style="border: 1px solid black; padding: 5px; width: fit-content; margin: auto;"> <del>S<sup>T</sup> LEU 21 S<sup>T</sup> DENIS 73</del> </div> <div style="border: 1px solid black; padding: 5px; width: fit-content; margin: auto; margin-top: 10px;"> 12 S<sup>T</sup> PIERRE </div>	10,02
		30		



TC / CH 6 : LES CANOTS 1	SS 6 / ES 6	Distance	Leg / Etape	2	Page
TC / CH 6A : S <sup>T</sup> PIERRE	Service E in Entrée Assist. E	<b>27,50 Km</b>	Section	4	<b>85</b>
Special Stage Epreuve Spéciale	Average Moyenne	Time allowed	<b>45 min</b>		
<b>LES CANOTS 1</b>	<b>9,80 Km</b>	<b>37 Km/h</b>	Temps impartis		

DISTANCE		DIRECTION	INFORMATION	Dist. to go Dist. regres.
Total	Partial			
17,93	0,45			9,57
19,35	1,42			8,15
21,81	2,46			5,69
23,79	1,98			3,71
24,09	0,30			3,41

TC / CH 6 : LES CANOTS 1	SS 6 / ES 6	Distance	Leg / Etape	2	Page
TC / CH 6A : S <sup>T</sup> PIERRE	Service E in Entrée Assist. E	27,50 Km	Section	4	86
Special Stage Epreuve Spéciale		Average Moyenne	Time allowed	45 min	
LES CANOTS 1	9,80 Km	37 Km/h	Temps impartis		

DISTANCE		DIRECTION	INFORMATION	Dist. to go Dist. regres.
Total	Partial			
25,26	1,17			2,24
		36		
25,30	0,04			2,20
		37		
27,20	1,90			0,30
		38		
27,50	0,30		<p>TC 6A / CH 6A Regrouping in Entrée Regroupement</p>	0,00
		39		

# LEG 2 / 2<sup>ème</sup> ETAPE : S<sup>T</sup> DENIS - S<sup>T</sup> DENIS

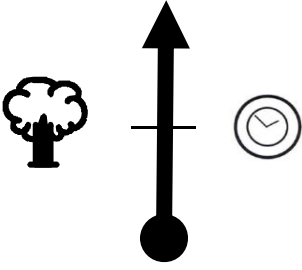

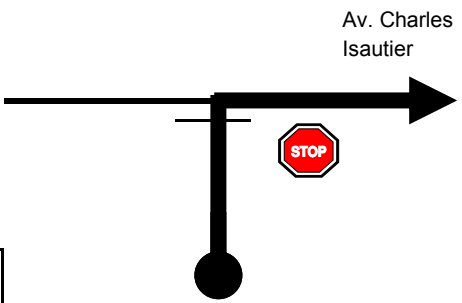
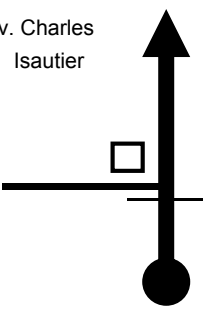
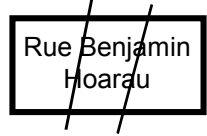
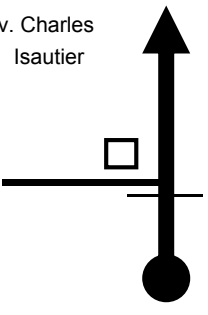
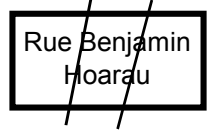
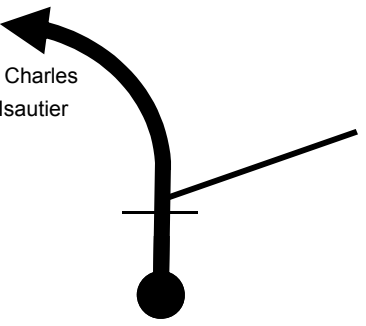
## SECTION 6 : S<sup>T</sup> PIERRE - S<sup>T</sup> DENIS

	Km	Temps
S <sup>T</sup> PIERRE - MARCHÉ DE GROS : ASSISTANCE E	-	0:40
Secteur de liaison 13 : ASSISTANCE E - LES CANOTS 2	24,95	0:40
Secteur de liaison 14 : LES CANOTS 2 - LON-MON-POY	41,65	0:50
Secteur de liaison 15 : LON-MON-POY - S <sup>T</sup> DENIS	59,85	1:00

## S<sup>T</sup> DENIS - PLACE DU 20 DECEMBRE FINISH LEG 2 ARRIVEE 2<sup>ème</sup> ETAPE

Earliness not penalised / *Avance non pénalisée*

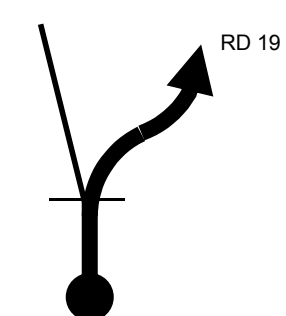
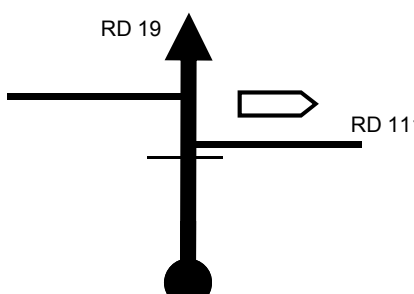
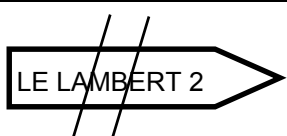
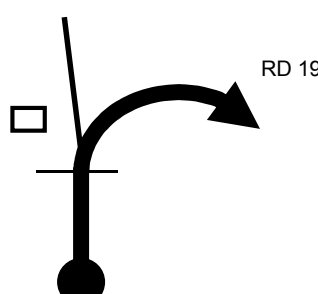
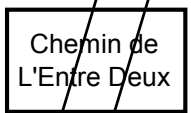
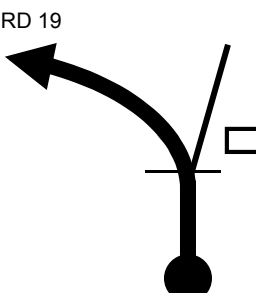
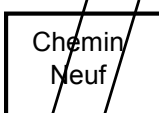
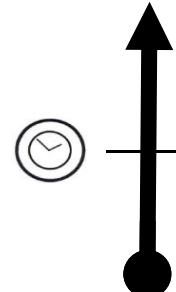

TC / CH 4C : S <sup>T</sup> PIERRE	Service E out Sortie Assist. E	Distance	Leg / Etape	2	Page
TC / CH 7 : LES CANOTS 2	SS 7 / ES 7	<b>24,95 Km</b>	Section	5	<b>88</b>
Special Stage Epreuve Spéciale		Average Moyenne	Time allowed	<b>40 min</b>	
		<b>37 Km/h</b>	Temps impartis		

DISTANCE		DIRECTION	INFORMATION	Dist. to go
Total	Partial			Dist. regres.
0,00	0,00		 <b>TC 6C / CH 6C</b> Service out Sortie Assistance	24,95
0,02	0,02			24,93
0,22	0,20			24,73
0,50	0,28			24,45
0,98	0,48			23,97

TC / CH 4C : S <sup>T</sup> PIERRE	Service E out Sortie Assist. E	Distance	Leg / Etape	2	Page
TC / CH 7 : LES CANOTS 2	SS 7 / ES 7	<b>24,95 Km</b>	Section	5	<b>89</b>
Special Stage Epreuve Spéciale		Average Moyenne	Time allowed		
		<b>37 Km/h</b>	<b>40 min</b>		
		Temps impartis			

DISTANCE		DIRECTION	INFORMATION	Dist. to go Dist. regres.
Total	Partial			
1,68	0,70			23,27
4,96	3,28			19,99
7,23	2,27			17,72
9,41	2,18			15,54
11,47	2,06			13,48

TC / CH 4C : S <sup>T</sup> PIERRE		Service E out Sortie Assist. E	Distance	Leg / Etape	2	Page
TC / CH 7 : LES CANOTS 2		SS 7 / ES 7	24,95 Km	Section	5	90
Special Stage Epreuve Spéciale			Average Moyenne	Time allowed		
			37 Km/h	40 min		
DISTANCE		DIRECTION	INFORMATION	Dist. to go		
Total	Partial			Dist. regres.		
16,94	5,47	 11		8,01		
17,38	0,44	 12		7,57		
17,80	0,42	 13		7,15		
19,98	2,18	 14		4,97		
20,46	0,48	 15		4,49		

TC / CH 4C : S <sup>T</sup> PIERRE		Service E out Sortie Assist. E	Distance	Leg / Etape 2	Page 91
TC / CH 7 : LES CANOTS 2		SS 7 / ES 7	<b>24,95 Km</b>	Section 5	
Special Stage Epreuve Spéciale			Average Moyenne	Time allowed <b>40 min</b>	
			<b>37 Km/h</b>	Temps imparti	
DISTANCE		DIRECTION	INFORMATION	Dist. to go	
Total	Partial			Dist. regres.	
20,58	0,12				4,37
		16			
22,06	1,48				2,89
		17			
22,28	0,22				2,67
		18			
24,67	2,39				0,28
		19			
24,95	0,28		 <b>TC 7 / CH 7</b> SSS at / DES à 150 m. 21°14'21.00"S / 55°22'17.17"E		0,00
		20			



TC / CH 7 : LES CANOTS 2	SS 7 / ES 7	Distance	Leg / Etape	2	Page
TC / CH 8 : LON-MON-POY	SS 8 / SS 8	<b>41,65 Km</b>	Section	5	<b>92</b>
Special Stage Epreuve Spéciale <b>LES CANOTS 2</b>		9,80 Km	Average Moyenne	50 Km/h	Time allowed Temps imparti
					<b>50 min</b>

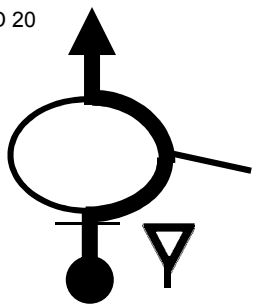
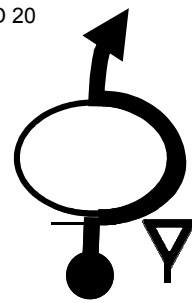
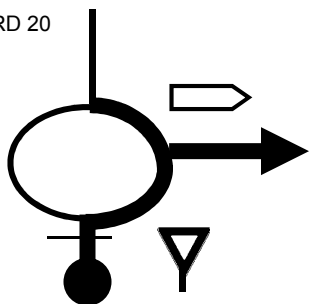
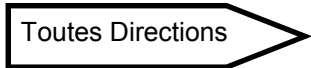
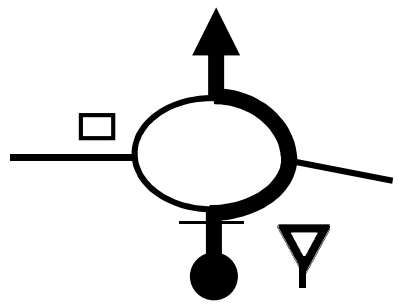
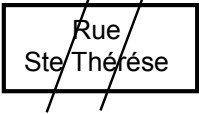
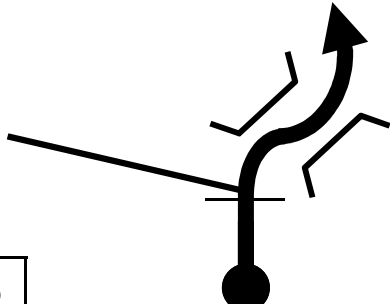
DISTANCE		DIRECTION	INFORMATION	Dist. to go Dist. regres.
Total	Partial			
0,00	0,00	 1 <span style="float: right;">9,80</span>	 <b>SSS 7 / DES 7</b>  21°14'15.31"S / 55°22'20.54"E	41,65
0,82	0,82	 2 <span style="float: right;">8,98</span>		40,83
1,59	0,77	 3 <span style="float: right;">8,21</span>		40,06
1,79	0,20	 4 <span style="float: right;">8,01</span>	 2	39,86
3,64	1,85	 5 <span style="float: right;">6,16</span>		38,01

TC / CH 7 : LES CANOTS 2		SS 7 / ES 7	Distance	Leg / Etape	2	Page	93
TC / CH 8 : LON-MON-POY		SS 8 / SS 8	41,65 Km	Section	5		
Special Stage Epreuve Spéciale <b>LES CANOTS 2</b>			9,80 Km	Average Moyenne 50 Km/h	Time allowed Temps imparti	50 min	
DISTANCE		DIRECTION	INFORMATION	Dist. to go			
Total	Partial			Dist. regres.			
4,09	0,45			5,71	37,56		
4,37	0,28			5,43	37,28		
6,02	1,65			3,78	35,63		
6,27	0,25			3,53	35,38		
6,99	0,72			2,81	34,66		

TC / CH 7 : LES CANOTS 2		SS 7 / ES 7	Distance		Leg / Etape	2	Page	94
TC / CH 8 : LON-MON-POY		SS 8 / SS 8	41,65 Km		Section	5		
Special Stage Epreuve Spéciale <b>LES CANOTS 2</b>			9,80 Km		Average Moyenne	Time allowed 50 min		
			50 Km/h		Temps imparti			
DISTANCE		DIRECTION	INFORMATION		Dist. to go Dist. regres.			
Total	Partial							
7,17	0,18				34,48			
		12	2,63					
7,87	0,70				33,78			
		12	1,93					
8,62	0,75				33,03			
		13	1,18					
9,12	0,50				32,53			
		14	0,68					
9,80	0,68				31,85			
		15	0,00	SS 7 / AES 7				
				21°14'42.92"S / 55°24'53.08"E				

TC / CH 7 : LES CANOTS 2		SS 7 / ES 7	Distance	Leg / Etape	2	Page	95
TC / CH 8 : LON-MON-POY		SS 8 / SS 8	<b>41,65 Km</b>	Section	5		
Special Stage <i>Epreuve Spéciale</i> <b>LES CANOTS 2</b>			9,80 Km	Average <i>Moyenne</i> <b>50 Km/h</b>	Time allowed <i>Temps impart</i> <b>50 min</b>		
DISTANCE		DIRECTION	INFORMATION	Dist. to go		Dist. regres.	
Total	Partial						
10,00	0,20	<div style="text-align: center;"> </div>	<div style="text-align: center;"> <p><b>STOP SS 7 / ES 7</b></p> <p>21°14'47.41"S / 55°24'54.21"E</p> </div>	16		31,65	
10,05	0,05	<div style="text-align: center;"> </div>	<div style="text-align: center;"> </div>	17		31,60	
11,62	1,57	<div style="text-align: center;"> </div>	<div style="text-align: center;"> </div>	18		30,03	
13,37	1,75	<div style="text-align: center;"> </div>		19		28,28	
13,92	0,55	<div style="text-align: center;"> </div>		20		27,73	

TC / CH 7 : LES CANOTS 2	SS 7 / ES 7	Distance	Leg / Etape	2	Page
TC / CH 8 : LON-MON-POY	SS 8 / SS 8	<b>41,65 Km</b>	Section	5	<b>96</b>
Special Stage Epreuve Spéciale		Average Moyenne	Time allowed		
<b>LES CANOTS 2</b>		<b>9,80 Km</b>	<b>50 min</b>		
		<b>50 Km/h</b>	<i>Temps imparti</i>		

DISTANCE		DIRECTION	INFORMATION	Dist. to go <i>Dist. regres.</i>
Total	Partial			
14,52	0,60	RD 20 		27,13
15,00	0,48	RD 20 		26,65
15,36	0,36	RD 20 		26,29
15,94	0,58			25,71
16,10	0,16			25,55

TC / CH 7 : LES CANOTS 2	SS 7 / ES 7	Distance	Leg / Etape	2	Page
TC / CH 8 : LON-MON-POY	SS 8 / SS 8	<b>41,65 Km</b>	Section	5	<b>97</b>
Special Stage Epreuve Spéciale		Average Moyenne	Time allowed		
<b>LES CANOTS 2</b>		<b>9,80 Km</b>	<b>50 min</b>		
		<b>50 Km/h</b>	<i>Temps imparti</i>		

DISTANCE		DIRECTION	INFORMATION	Dist. to go <i>Dist. regres.</i>
Total	Partial			
16,66	0,56	 26		24,99
16,70	0,04	 27		24,95
17,11	0,41	 28		24,54
17,48	0,37	 29		24,17
19,49	2,01	 30		22,16

TC / CH 7 : LES CANOTS 2		SS 7 / ES 7	Distance	Leg / Etape	2	Page	98
TC / CH 8 : LON-MON-POY		SS 8 / SS 8	41,65 Km	Section	5		
Special Stage Epreuve Spéciale <b>LES CANOTS 2</b>			9,80 Km	Average Moyenne <b>50 Km/h</b>	Time allowed <i>Temps impart</i>	<b>50 min</b>	
DISTANCE		DIRECTION	INFORMATION	Dist. to go			
Total	Partial			Dist. regres.			
25,06	5,57				16,59		
		26					
31,83	6,77				9,82		
		27					
33,85	2,02				7,80		
		28					
34,11	0,26				7,54		
		29					
34,71	0,60				6,94		
		30					



TC / CH 7 : LES CANOTS 2		SS 7 / ES 7	Distance	Leg / Etape	2	Page	99
TC / CH 8 : LON-MON-POY		SS 8 / SS 8	41,65 Km	Section	5		
Special Stage Epreuve Spéciale <b>LES CANOTS 2</b>			9,80 Km	Average Moyenne	50 Km/h	Time allowed	50 min
						Temps imparti	
DISTANCE		DIRECTION	INFORMATION	Dist. to go			
Total	Partial			Dist. regres.			
36,53	1,82				5,12		
38,84	2,31				2,81		
40,31	1,47				1,34		
41,53	1,22				0,12		
41,65	0,12				0,00		

Special Stage 8 / Epreuve Spéciale N° 8

LON-MON-POY



TC 8 / CH 8  
21°12'23.4"S / 55°18'43.9"E



SSS 8 / DES 8  
21°12'18.4"S / 55°18'43.7"E

SAFETY / SECURITE



5 Intermediate Posts in SS / 5 Points Intermédiaires dans l'ES



SSF 8 / AES 8  
21° 8'27.5"S / 55°17'13.1"E



SS STOP 8 / POINT STOP 8  
21° 8'20.72"S / 55°17'11.43"E

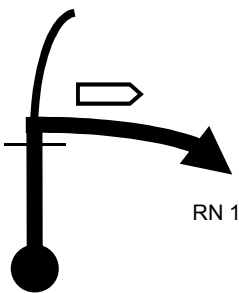
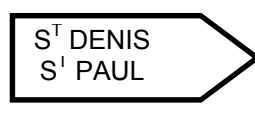
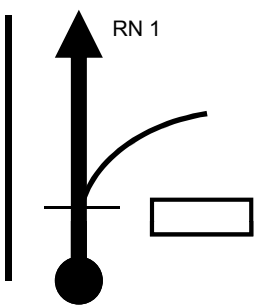
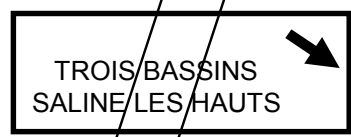
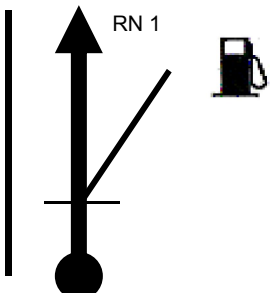

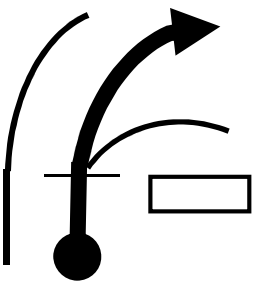
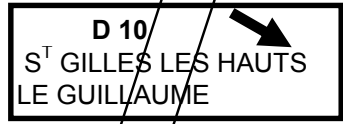
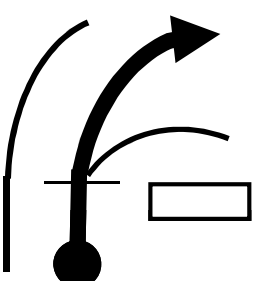
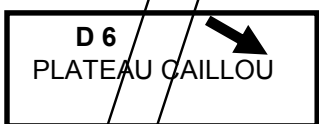
TC / CH 8 : LON-MON-POY	SS 8 / ES 8	Distance	Leg / Etape	2	Page
TC / CH 8A : S <sup>T</sup> DENIS	End of Leg 2 Arrivée 2 <sup>e</sup> Etape	<b>59,85 Km</b>	Section	5	<b>101</b>
Special Stage Epreuve Spéciale	Average Moyenne	Time allowed	60 min		
LON-MON-POY	14,90 Km	60 Km/h	Temps imparté		

DISTANCE		DIRECTION	INFORMATION	Dist. to go Dist. regres.
Total	Partial			
0,00	0,00		 SSS 8 / DES 8	59,85
2,55	2,55		 2 	57,30
3,49	0,94			56,36
4,78	1,29			55,07
5,25	0,47		 3 	54,60

TC / CH 8 : LON-MON-POY		SS 8 / ES 8	Distance	Leg / Etape	2	Page
TC / CH 8A : S <sup>T</sup> DENIS		End of Leg 2 Arrivée 2 <sup>e</sup> Etape	<b>59,85 Km</b>	Section	5	<b>102</b>
Special Stage Epreuve Spéciale <b>LON-MON-POY</b>		<b>14,90 Km</b>	Average Moyenne <b>60 Km/h</b>	Time allowed <b>60 min</b>		
DISTANCE		DIRECTION	INFORMATION		Dist. to go	
Total	Partial				Dist. regres.	
6,55	1,30				53,30	
					6	8,35
7,50	0,95				52,35	
					7	7,40
7,67	0,17				52,18	
					8	7,23
10,33	2,66				49,52	
					9	4,57
11,36	1,03				48,49	
					10	3,54

TC / CH 8 : LON-MON-POY		SS 8 / ES 8	Distance	Leg / Etape	2	Page
TC / CH 8A : S <sup>T</sup> DENIS		End of Leg 2 Arrivée 2 <sup>e</sup> Etape	59,85 Km	Section	5	103
Special Stage Epreuve Spéciale LON-MON-POY		14,90 Km	Average Moyenne 60 Km/h	Time allowed 60 min		
DISTANCE		DIRECTION	INFORMATION		Dist. to go	
Total	Partial				Dist. regres.	
12,32	0,96			47,53		
13,00	0,68			46,85		
14,90	1,90			44,95		
15,05	0,15			44,80		
15,15	0,10			44,70		



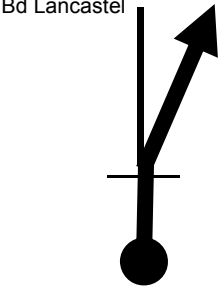
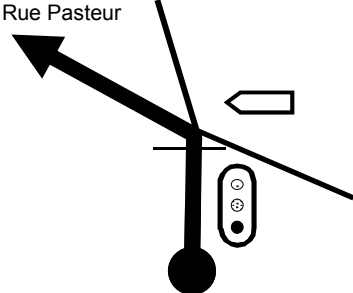
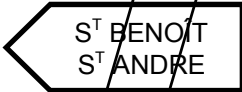
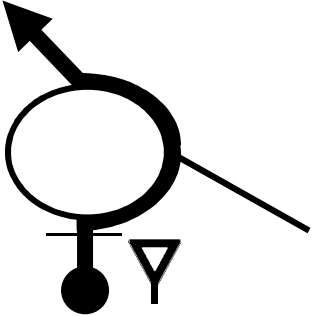
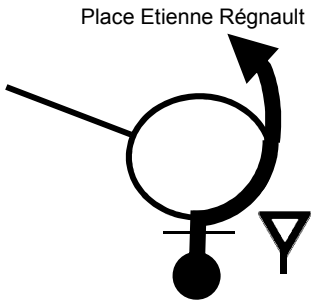
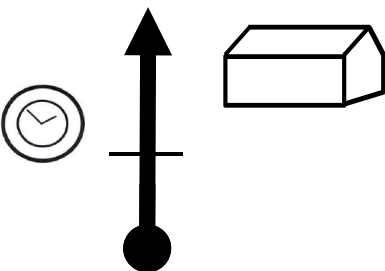

TC / CH 8 : LON-MON-POY		SS 8 / ES 8	Distance	Leg / Etape	2	Page
TC / CH 8A : S <sup>T</sup> DENIS		End of Leg 2 Arrivée 2 <sup>e</sup> Etape	<b>59,85 Km</b>	Section	5	<b>104</b>
Special Stage Epreuve Spéciale <b>LON-MON-POY</b>			Average Moyenne <b>60 Km/h</b>	Time allowed	<b>60 min</b>	
		14,90 Km			<i>Temps impartit</i>	
DISTANCE		DIRECTION	INFORMATION	Dist. to go		
Total	Partial			Dist. regres.		
15,25	0,10				44,60	
		16				
19,61	4,36				40,24	
		17				
21,57	1,96		STATION SERVICE TOTAL  Refuelling Area Zone de ravitaillement		38,28	
		18				
27,24	5,67				32,61	
		19				
29,59	2,35				30,26	
		20				

TC / CH 8 : LON-MON-POY		SS 8 / ES 8	Distance	Leg / Etape	2	Page
TC / CH 8A : S <sup>T</sup> DENIS		End of Leg 2 Arrivée 2 <sup>e</sup> Etape	<b>59,85 Km</b>	Section	5	<b>105</b>
Special Stage Epreuve Spéciale <b>LON-MON-POY</b>			Average Moyenne <b>60 Km/h</b>	Time allowed <b>60 min</b>		
		<b>14,90 Km</b>			<i>Temps imparti</i>	
DISTANCE		DIRECTION	INFORMATION	Dist. to go		
Total	Partial			Dist. regres.		
32,04	2,45	RN 1 		27,81		
						26
35,11	3,07	RN 1 		24,74		
						27
37,36	2,25	RN 1 		22,49		
						28
39,41	2,05	RN 1 		20,44		
						29
41,24	1,83	RN 1 		18,61		
						30



TC / CH 8 : LON-MON-POY		SS 8 / ES 8	Distance	Leg / Etape	2	Page
TC / CH 8A : S <sup>T</sup> DENIS		End of Leg 2 Arrivée 2 <sup>e</sup> Etape	<b>59,85 Km</b>	Section	5	<b>106</b>
Special Stage Epreuve Spéciale <b>LON-MON-POY</b>			Average Moyenne <b>60 Km/h</b>	Time allowed <b>60 min</b>		
		<b>14,90 Km</b>			<i>Temps impartis</i>	
DISTANCE		DIRECTION	INFORMATION		Dist. to go	
Total	Partial				Dist. regres.	
43,27	2,03				16,58	
44,03	0,76				15,82	
45,06	1,03				14,79	
49,64	4,58				10,21	
56,42	6,78				3,43	

TC / CH 8 : LON-MON-POY		SS 8 / ES 8	Distance	Leg / Etape	2	Page	
TC / CH 8A : S <sup>T</sup> DENIS		End of Leg 2 Arrivée 2 <sup>e</sup> Etape	59,85 Km	Section	5	107	
Special Stage Epreuve Spéciale LON-MON-POY			Average Moyenne 14,90 Km	Time allowed 60 min			
			60 Km/h	Temps imparti			
DISTANCE		DIRECTION	INFORMATION	Dist. to go			
Total	Partial			Dist. regres.			
57,32	0,90					2,53	
57,49	0,17					2,36	
57,86	0,37					1,99	
58,08	0,22					1,77	
58,98	0,90					0,87	

TC / CH 8 : LON-MON-POY		SS 8 / ES 8	Distance	Leg / Etape	2	Page
TC / CH 8A : S <sup>T</sup> DENIS		End of Leg 2 Arrivée 2 <sup>e</sup> Etape	59,85 Km	Section	5	108
Special Stage Epreuve Spéciale LON-MON-POY			Average Moyenne 14,90 Km	Time allowed 60 min		
			60 Km/h	Temps imparti		
DISTANCE		DIRECTION	INFORMATION	Dist. to go		
Total	Partial			Dist. regres.		
59,20	0,22	Bd Lancastel 			0,65	
		41				
59,33	0,13	Rue Pasteur 			0,52	
		42				
59,38	0,05	Rue de la Gare 			0,47	
		43				
59,75	0,37	Place Etienne Régnault 			0,10	
		44				
59,85	0,10		 PLACE ETIENNE REGNAULT <b>TC 8A / CH 8A</b> Finish Leg 2 Arrivée 2 <sup>ème</sup> Etape		0,00	
		45				

# LEG 3 / 3<sup>ème</sup> ETAPE : S<sup>T</sup> DENIS - S<sup>T</sup> DENIS

## SECTION 6 : S<sup>T</sup> DENIS - S<sup>T</sup> PAUL

	Km	Temps
Secteur de liaison 16 : S <sup>T</sup> DENIS - S <sup>T</sup> PAUL	23,40	0:30
S <sup>T</sup> PAUL - ASSISTANCE F	-	0:30
Secteur de liaison 17 : ASSISTANCE F - MONTEE PANON 1	29,30	0:45
Secteur de liaison 18 : MONTEE PANON 1 - MAISON BLANCH	23,20	0:35
Secteur de liaison 19 : MAISON BLANCHE 1 - S <sup>T</sup> PAUL	28,45	0:45

### S<sup>T</sup> PAUL - PARKING "STADE P.J. BENARD" REGROUPING PARK - *PARC DE REGROUPEMENT*

20' maximum

Earliness penalised / *Avance pénalisée*

TC / CH 8B : S <sup>T</sup> DENIS		Starting Leg 3 Départ 3 <sup>ème</sup> Etape		Distance	Leg / Etape	3	Page
TC / CH 8C : S <sup>T</sup> PAUL		Service F in Entrée Assist. F		23,40 Km	Section	6	110
Special Stage Epreuve Spéciale				Average Moyenne	Time allowed		
				47 Km/h	30 min		
DISTANCE		DIRECTION		INFORMATION		Dist. to go	
Total	Partial					Dist. regres.	
0,00	0,00			 <b>TC 8B / CH 8B</b> Starting Leg 3 Départ 3 <sup>ème</sup> Etape		23,40	
0,12	0,12					23,28	
0,15	0,03					23,25	
1,10	0,95					22,30	
1,65	0,55					21,75	

TC / CH 8B : S <sup>T</sup> DENIS		Starting Leg 3 Départ 3 <sup>ème</sup> Etape Service F in Entrée Assist. F		Distance	Leg / Etape	3	Page
TC / CH 8C : S <sup>T</sup> PAUL				23,40 Km	Section	6	111
Special Stage Epreuve Spéciale				Average Moyenne	Time allowed 30 min		
				47 Km/h	Temps impartis		
DISTANCE		DIRECTION		INFORMATION		Dist. to go	
Total	Partial					Dist. regres.	
1,80	0,15	6				21,60	
14,95	13,15	7				8,45	
17,10	2,15	8				6,30	
19,00	1,90	9				4,40	
21,40	2,40	10				2,00	

TC / CH 8B : S <sup>T</sup> DENIS		Starting Leg 3 <i>Départ 3<sup>ème</sup> Etape</i>		Distance <b>23,40 Km</b>	Leg / Etape <b>3</b>	Page <b>112</b>
TC / CH 8C : S <sup>T</sup> PAUL		Service F in <i>Entrée Assist. F</i>			Section <b>6</b>	
Special Stage <i>Epreuve Spéciale</i>				Average <i>Moyenne</i> <b>47 Km/h</b>	Time allowed <i>Temps imparti</i> <b>30 min</b>	
DISTANCE		DIRECTION	INFORMATION	Dist. to go <i>Dist. regres.</i>		
Total	Partial					
22,61	1,21	<div style="border: 1px solid black; padding: 5px; display: inline-block;"> </div>	<div style="border: 1px solid black; padding: 5px; display: inline-block;"> L'ETANG Stade Paul J. BENARD  </div>	0,79		
		11				
23,01	0,40		Avenue du Stade	0,39		
		12				
23,36	0,35		Avenue du Stade	0,04		
		13				
23,40	0,04			0,00		
		14	<b>TC 8C / CH 8C</b> <i>Parking Stade P.J. Bénard</i> <b>Service F in</b> <i>Entrée Assistance F</i>			



**Service F - G / Parc d'Assistance F - G**

**S<sup>T</sup> PAUL - Parking Stade P.J. Bénard**



**TC 8D - 10B / CH 8D - 10B**  
**Service in / Entrée Assistance**



**TC 8D - 10C / CH 8D - 10C**  
**Service out / Sortie Assistance**

<b>TC / CH 8D : S<sup>T</sup> PAUL</b>	Service F out Sortie Assistance F	Distance	Leg / Etape	3	Page
<b>TC / CH 9 : PANON 1</b>	SS 9 / ES 9	<b>29,30 Km</b>	Section	6	<b>114</b>
<b>Special Stage</b> <i>Epreuve Spéciale</i>		Average Moyenne	Time allowed	<b>45 min</b>	
		<b>39 Km/h</b>	<i>Temps impartit</i>		

DISTANCE		DIRECTION	INFORMATION	Dist. to go <i>Dist. regres.</i>
Total	Partial			
0,00	0,00	<div style="text-align: center;"> </div>	<div style="text-align: center;"> <p><b>TC 8D / CH 8D</b> Service F out Sortie Assistance F</p> </div>	29,30
0,03	0,03	<div style="text-align: center;"> </div>		29,27
0,18	0,15	<div style="text-align: center;"> </div>	<div style="text-align: center;"> </div>	29,12
0,64	0,46	<div style="text-align: center;"> </div>	<div style="text-align: center;"> </div>	28,66
1,14	0,50	<div style="text-align: center;"> </div>	<div style="text-align: center;"> </div>	28,16

TC / CH 8D : S <sup>T</sup> PAUL		Service F out Sortie Assistance F	Distance	Leg / Etape	3	Page
TC / CH 9 : PANON 1		SS 9 / ES 9	29,30 Km	Section	7	115
Special Stage Epreuve Spéciale			Average Moyenne	Time allowed	45 min	
			39 Km/h	Temps impartis		
DISTANCE		DIRECTION	INFORMATION	Dist. to go		
Total	Partial			Dist. regres.		
2,87	1,73	6 		26,43		
5,92	3,05	8 		23,38		
8,30	2,38	8 		21,00		
11,50	3,20	9 		17,80		
16,16	4,66	10 		13,14		

TC / CH 8D : S <sup>T</sup> PAUL		Service F out Sortie Assistance F	Distance	Leg / Etape	3	Page
TC / CH 9 : PANON 1		SS 9 / ES 9	29,30 Km	Section	7	116
Special Stage Epreuve Spéciale			Average Moyenne	Time allowed	45 min	
			39 Km/h	Temps impart		
DISTANCE		DIRECTION	INFORMATION	Dist. to go		
Total	Partial			Dist. regres.		
18,87	4,80	<div style="display: flex; justify-content: space-between;"> <span>RN 1</span> <span>RD 12</span> </div>	<div style="border: 1px solid black; padding: 5px; display: inline-block;"> D 12 S<sup>T</sup> LEU KELONIA <div style="text-align: right;"> </div> </div>		10,43	
		11				
19,32	0,45		<div style="border: 1px solid black; padding: 5px; display: inline-block;"> KELONIA </div>		9,98	
		12				
23,17	3,85		<div style="border: 1px solid black; padding: 5px; display: inline-block;"> SALINE LES BAINS </div>		6,13	
		13				
27,06	3,89	<div style="display: flex; justify-content: space-between;"> <span>RN 1A</span> <span>RD 9</span> </div>	<div style="border: 1px solid black; padding: 5px; display: inline-block;"> TROIS BASSINS LA SALINE </div>		2,24	
		14				
27,36	0,30	<div style="display: flex; justify-content: space-between;"> <span>RD 9</span> </div>	<div style="display: flex; align-items: center;"> <div style="border: 1px solid black; padding: 5px; display: inline-block;"> TROIS BASSINS 10 LA SALINE 10 </div> </div> <p style="text-align: center; margin-top: 10px;"> <b>TC 9 / CH 9</b>  SSS at / DES à 250 m.  21° 7'21.77"S / 55°15'57.36"E </p>		1,94	
		15				

Special Stage 9 & 11 / Epreuve Spéciale N° 9 et 11

MONTEE PANON



TC 9 & 11 / CH 9 et 11  
21° 7'21.77"S / 55°15'57.36"E



SSS 9 et 11 / DES 9 et 11  
21° 7'20.37"S / 55°16'5.64"E

SAFETY / SECURITE



3 Intermediate Posts in SS / 3 Points Intermédiaires dans l'ES



SSF 9 & 11 / AES 9 et 11  
21° 6'7.24"S / 55°17'17.29"E



SS STOP 9 & 11 / POINT STOP 9 et 11  
21° 6'0.01"S / 55°17'19.38"E



TC / CH 9 : MONTEE PANON 1	SS 9 / ES 9	Distance	Leg / Etape	3	Page
TC / CH 10 : MAISON BLANCHI	SS 10 / ES 10	<b>23,20 Km</b>	Section	6	<b>118</b>
Special Stage <i>Epreuve Spéciale</i>		Average <i>Moyenne</i>	Time allowed		
<b>MONTEE PANON 1</b>		<b>9,65 Km</b>	<b>40 Km/h</b>		
			<b>35 min</b>		
			<i>Temps imparti</i>		

DISTANCE		DIRECTION	INFORMATION	Dist. to go <i>Dist. regres.</i>
Total	Partial			
0,00	0,00		 <b>SSS 9 / DES 9</b>  21° 7'20.97"S / 55°16'5.07"E	23,20
0,45	0,45			22,75
3,45	3,00		 <b>2</b>	19,75
5,07	1,62		 <b>TROIS BASSINS 6</b> <b>BOIS DE NEFLES 2</b>	18,13
5,63	0,56		 <b>3</b>	17,57

TC / CH 9 : MONTEE PANON 1 SS 9 / ES 9		Distance	Leg / Etape	3	Page
TC / CH 10 : MAISON BLANCH SS 10 / ES 10		<b>23,20 Km</b>	Section	6	<b>119</b>
Special Stage <i>Epreuve Spéciale</i>		Average <i>Moyenne</i>	Time allowed		
<b>MONTEE PANON 1 9,65 Km</b>		<b>40 Km/h</b>	<b>35 min</b>		
DISTANCE		DIRECTION	INFORMATION		Dist. to go <i>Dist. regres.</i>
Total	Partial				
6,90	1,27		 4 <div style="border: 1px solid black; padding: 2px; display: inline-block;">Rue de l'Ecole de Bois de nèfles</div>	16,30	
7,65	0,75			15,55	
8,52	0,87			14,68	
9,65	1,13		 <b>SSF 9 / AES 9</b>  21° 6'7.24"S / 55°17'17.29"E	13,55	
9,75	0,10		 <b>DISPOSITIF DE RALENTISSEMENT</b>	13,45	



TC / CH 9 : MONTEE PANON 1	SS 9 / ES 9	Distance	Leg / Etape	3	Page
TC / CH 10 : MAISON BLANCH	SS 10 / ES 10	<b>23,20 Km</b>	Section	6	<b>120</b>
Special Stage <i>Epreuve Spéciale</i>		Average <i>Moyenne</i>	Time allowed		
<b>MONTEE PANON 1</b>		<b>9,65 Km</b>	<b>40 Km/h</b>		
			<b>35 min</b>		
			<i>Temps impartis</i>		

DISTANCE		DIRECTION	INFORMATION	Dist. to go <i>Dist. regres.</i>
Total	Partial			
9,85	0,10		<p><b>STOP SS 9 / ES 9</b></p> <p>21° 6'0.01"S / 55°17'19.38"E</p>	13,35
9,90	0,05			13,30
10,38	0,48			12,82
10,46	0,08			12,74
13,46	3,00			9,74

TC / CH 9 : MONTEE PANON 1 SS 9 / ES 9		Distance	Leg / Etape	3	Page
TC / CH 10 : MAISON BLANCHE SS 10 / ES 10		<b>23,20 Km</b>	Section	6	<b>121</b>
Special Stage <i>Epreuve Spéciale</i> <b>MONTEE PANON 1</b> 9,65 Km		Average <i>Moyenne</i> <b>40 Km/h</b>	Time allowed <b>35 min</b> <i>Temps imparti</i>		
DISTANCE		DIRECTION	INFORMATION	Dist. to go	
Total	Partial			Dist. regres.	
16,28	2,82			6,92	16
18,89	2,61			4,31	17
20,49	1,60			2,71	18
20,61	0,12			2,59	19
21,66	1,05			1,54	20

TC / CH 9 : MONTEE PANON 1	SS 9 / ES 9	Distance	Leg / Etape	3	Page
TC / CH 10 : MAISON BLANCHE	SS 10 / ES 10	<b>23,20 Km</b>	Section	6	<b>122</b>
Special Stage <i>Epreuve Spéciale</i>		Average <i>Moyenne</i>	Time allowed		
<b>MONTEE PANON 1</b>		<b>9,65 Km</b>	<b>40 Km/h</b>		<b>35 min</b>
			<i>Temps impartis</i>		

DISTANCE		DIRECTION	INFORMATION	Dist. to go <i>Dist. regres.</i>
Total	Partial			
22,71	1,05			0,49
23,03	0,32			0,17
23,20	0,17		<p><b>TC 10 / CH 10</b>  <b>SSS at / DES à : 150 M.</b>  <b>21°1'18.34"S / 55°17'21.46"E</b></p>	0,00

Special Stage 10 & 12 / Epreuve Spéciale N° 10 et 12

MAISON BLANCHE



TC 10 & 12 / CH 10 et 12  
21° 1'18.34"S / 55°17'21.46"E



SSS 10 & 12 / DES 10 et 12  
21° 1'18.60"S / 55°17'25.99"E

SAFETY / SECURITE



4 Intermediate Posts in SS / 4 Points Intermédiaires dans l'ES



SSF 10 & 12 / AES 10 et 12  
21° 2'1.93"S / 55°17'25.14"E



SS STOP 10 & 12 / POINT STOP 10 et 12  
21° 2'11.37"S / 55°17'21.40"E

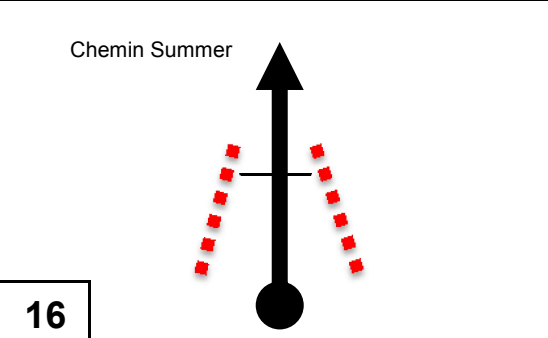
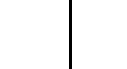
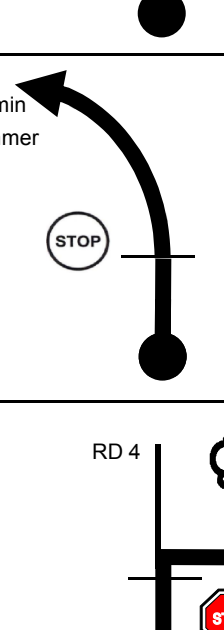

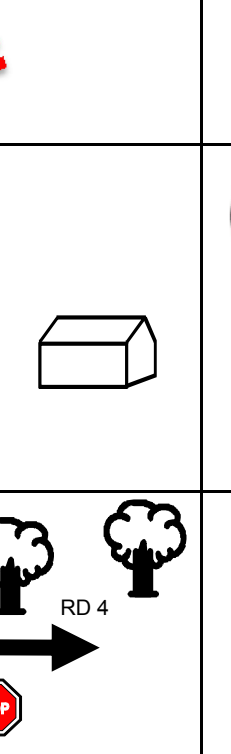


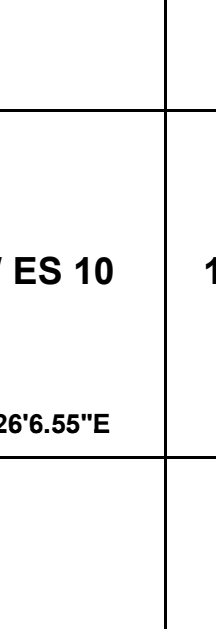

TC / CH 10 : MAISON BLANCI SS 10 / ES 10		Distance	Leg / Etape	3	Page
TC / CH 10A : ST PAUL <small>Regrouping in Entrée Regroup.</small>		<b>28,45 Km</b>	Section	6	<b>124</b>
Special Stage Epreuve Spéciale		Average Moyenne	Time allowed		
<b>Maison Blanche 1 13,50 Km</b>		<b>38 Km/h</b>	<b>45 min</b> <i>Temps imparti</i>		
DISTANCE		DIRECTION	INFORMATION	Dist. to go	
Total	Partial			Dist. regres.	
0,00	0,00		 <b>SSS 10 / DES 10</b>  21° 1'18.60"S / 55°17'25.99"E	28,45	
		1		13,50	
1,09	1,09			27,36	
		2		12,41	
1,54	0,45		<del>Chemin Canots</del>	26,91	
		3		11,96	
2,39	0,85		2 <del>Chemin Macabit</del>	26,06	
		4		11,11	
4,03	1,64		<del>Chemin Roche Marianne</del>	24,42	
		5		9,47	

TC / CH 10 : MAISON BLANC		SS 10 / ES 10	Distance	Leg / Etape	3	Page
TC / CH 10A : ST PAUL		Regrouping in Entrée Regroup.	28,45 Km	Section	6	125
Special Stage Epreuve Spéciale Maison Blanche 1			Average Moyenne 13,50 Km	Time allowed	45 min	
			38 Km/h	Temps impartis		
DISTANCE		DIRECTION	INFORMATION	Dist. to go		
Total	Partial			Dist. regres.		
4,88	0,85			6	8,62	23,57
5,13	0,25			7	8,37	23,32
5,35	0,22			8	8,15	23,10
7,68	2,33			9	5,82	20,77
9,41	1,73			10	4,09	19,04

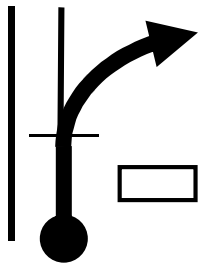
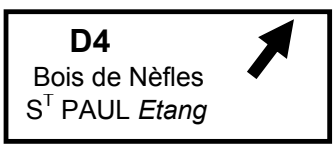
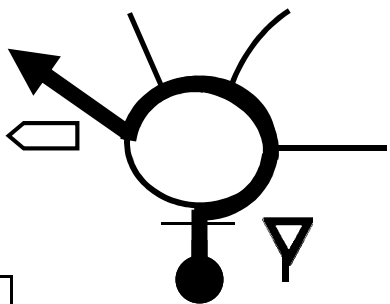

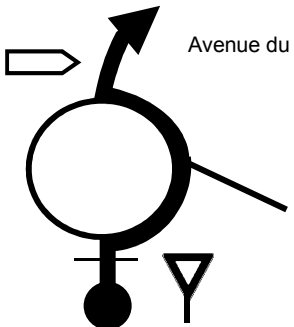

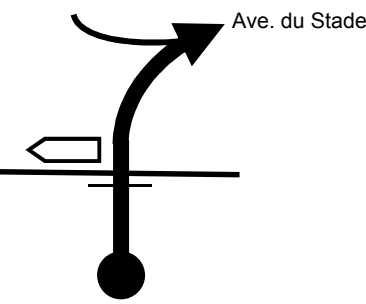
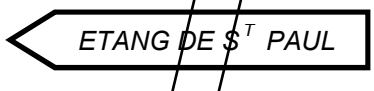



TC / CH 10 : MAISON BLANCH SS 10 / ES 10		Distance	Leg / Etape	3	Page
TC / CH 10A : ST PAUL <small>Regrouping in Entrée Regroup.</small>		<b>28,45 Km</b>	Section	6	<b>126</b>
Special Stage <i>Epreuve Spéciale</i> <b>Maison Blanche 1 13,50 Km</b>		Average <i>Moyenne</i> <b>38 Km/h</b>	Time allowed	<b>45 min</b>	
			<i>Temps imparti</i>		
DISTANCE		DIRECTION	INFORMATION	Dist. to go	
Total	Partial			<i>Dist. regres.</i>	
10,46	1,05		5	17,99	
		11 3,04			
10,54	0,08			17,91	
		12 2,96			
11,17	0,63			17,28	
		13 2,33			
12,95	1,78			15,50	
		14 0,55			
13,50	0,55		 <b>AES SS 10 / ES 10</b> 	14,95	
		15 0,00	20°53'19.97"S / 55°26'11.28"E		



TC / CH 10 : MAISON BLANC+ SS 10 / ES 10		Distance	Leg / Etape	3	Page
TC / CH 10A : ST PAUL		Regrouping in Entrée Regroup.	28,45 Km	Section	6
Special Stage Epreuve Spéciale		Average Moyenne	Time allowed		
Maison Blanche 1		13,50 Km	45 min		
DISTANCE		DIRECTION	INFORMATION	Dist. to go	
Total	Partial			Dist. regres.	
13,70	0,20	Chemin Summer 	 <b>DISPOSITIF DE RALENTISSEMENT</b>	14,75	
13,85	0,15	Chemin Summer 	 <b>STOP SS 10 / ES 10</b>  20°53'13.17"S / 55°26'6.55"E	14,60	
13,92	0,07	RD 4 		14,53	
14,97	1,05	RD 4e 		13,48	
16,40	1,43	RD 8 		12,05	

TC / CH 10 : MAISON BLANC+ SS 10 / ES 10		Distance	Leg / Etape	3	Page
TC / CH 10A : ST PAUL <small>Regrouping in Entrée Regroup.</small>		28,45 Km	Section	6	128
Special Stage Epreuve Spéciale Maison Blanche 1 13,50 Km		Average Moyenne 38 Km/h	Time allowed	45 min	
			Temps impartis		
DISTANCE		DIRECTION	INFORMATION	Dist. to go	
Total	Partial			Dist. regres.	
17,27	0,87				11,18
		21			
17,72	0,45				10,73
		22			
19,77	2,05				8,68
		23			
20,77	1,00				7,68
		24			
23,16	2,39				5,29
		25			

TC / CH 10 : MAISON BLANC+ SS 10 / ES 10		Distance	Leg / Etape	3	Page
TC / CH 10A : ST PAUL <small>Regrouping in Entrée Regroup.</small>		28,45 Km	Section	6	129
Special Stage <i>Epreuve Spéciale</i> Maison Blanche 1 13,50 Km		Average <i>Moyenne</i> 38 Km/h	Time allowed	45 min	
			<i>Temps impartis</i>		
DISTANCE		DIRECTION	INFORMATION	Dist. to go	
Total	Partial			Dist. regres.	
26,22	3,06	 RD 4			2,23
		26			
26,43	0,21				2,02
		27			
26,80	0,37	 Avenue du Stade			1,65
		28			
27,21	0,41	 Ave. du Stade			1,24
		29			
28,00	0,79	 Ave. du Stade			0,45
		30			


TC / CH 10 : MAISON BLANC+ SS 10 / ES 10		Distance	Leg / Etape	3	Page
TC / CH 10A : ST PAUL <small>Regrouping in Entrée Regroup.</small>		28,45 Km	Section	6	130
Special Stage <i>Epreuve Spéciale</i> Maison Blanche 1 13,50 Km		Average <i>Moyenne</i> 38 Km/h	Time allowed <i>Temps imparti</i> 45 min		
DISTANCE		DIRECTION	INFORMATION	Dist. to go	
Total	Partial			Dist. regres.	
28,42	0,42	 Avenue du Stade			0,03
		31			
28,45	0,03		 <b>TC 10A / CH 10A</b> <i>Parking Stade "P.J. Benard"</i> Regrouping in <i>Entrée Regroupement</i>		0,00
		32			

**Regrouping Park / Parc de Regroupement**

**S<sup>T</sup> PAUL - Parking Stade " P.J. BENARD"**



**TC 10A / CH 10A**  
**Regrouping in / Entrée Regroupement**



**TC 10B / CH 10B**  
**Regrouping out / Sortie Regroupement**

# LEG 3 / 3<sup>ème</sup> ETAPE : S<sup>T</sup> DENIS - S<sup>T</sup> DENIS

## SECTION 7 : S<sup>T</sup> PAUL - S<sup>T</sup> DENIS

	Km	Temps
S <sup>T</sup> PAUL - ASSISTANCE G	-	0:30
Secteur de liaison 20 : ASSISTANCE G - MONTEE PANON 2	29,30	0:45
Secteur de liaison 21 : MONTEE PANON 2 - MAISON BLANCH	23,20	0:35
Secteur de liaison 22 : MAISON BLANCHE 2 - S <sup>T</sup> DENIS	50,85	0:55

### S<sup>T</sup> DENIS - PLACE ETIENNE REGNAULT FINISH LEG 3 & RALLYE *ARRIVEE 3<sup>e</sup> ETAPE et RALLYE*

Earliness not penalised / *Avance non pénalisée*

TC / CH 10C : S <sup>T</sup> PAUL		Service G out Sortie Assistance G	Distance	Leg / Etape	3	Page
TC / CH 11 : MONTEE PANON		SS 11 / ES 11	29,30 Km	Section	7	133
Special Stage Epreuve Spéciale			Average Moyenne	Time allowed	45 min	
			39 Km/h	Temps impartis		
DISTANCE		DIRECTION	INFORMATION	Dist. to go Dist. regres.		
Total	Partial					
0,00	0,00	1 	 TC 10C / CH10C Service G out Sortie Assistance G	29,30		
0,03	0,03	2 		29,27		
0,18	0,15	3 		29,12		
0,64	0,46	4 		28,66		
1,14	0,50	5 		28,16		



TC / CH 10C : S <sup>T</sup> PAUL		Service G out Sortie Assistance G	Distance	Leg / Etape	3	Page
TC / CH 11 : MONTEE PANON 2		SS 11 / ES 11	29,30 Km	Section	7	134
Special Stage Epreuve Spéciale			Average Moyenne	Time allowed	45 min	
			39 Km/h	Temps imparti		

DISTANCE		DIRECTION	INFORMATION	Dist. to go Dist. regres.
Total	Partial			
2,87	1,73			26,43
		6		
5,92	3,05			23,38
		7		
8,30	2,38			21,00
		8		
11,50	3,20			17,80
		9		
16,16	4,66			13,14
		10		

TC / CH 10C : S <sup>T</sup> PAUL		Service G out Sortie Assistance G	Distance	Leg / Etape	3	Page
TC / CH 11 : MONTEE PANON : SS 11 / ES 11			29,30 Km	Section	7	135
Special Stage Epreuve Spéciale			Average Moyenne	Time allowed	45 min	
			39 Km/h	Temps imparti		
DISTANCE		DIRECTION	INFORMATION	Dist. to go		
Total	Partial			Dist. regres.		
20,88	4,72			8,42		
21,33	0,45			7,97		
25,15	3,82			4,15		
29,00	3,85			0,30		
29,30	0,30			0,00		

TC / CH 11 : MONTEE PANON : SS 11 / ES 11	Distance	Leg / Etape	3	Page	
TC / CH 12 : MAISON BLANCHI SS 12 / ES 12	<b>23,20 Km</b>	Section	7	<b>136</b>	
Special Stage Epreuve Spéciale	Average Moyenne	Time allowed	<b>35 min</b>		
<b>MONTEE PANON 2</b> 9,65 Km	<b>40 Km/h</b>	Temps impartis			

DISTANCE		DIRECTION	INFORMATION	Dist. to go
Total	Partial			Dist. regres.
0,00	0,00	 1	 <b>SSS 11 / DES 11</b>  21° 7'20.97"S / 55°16'5.07"E	23,20
0,45	0,45	 2		22,75
3,45	3,00	 3	2	19,75
5,07	1,62	 4		18,13
5,63	0,56	 5	3	17,57

TC / CH 11 : MONTEE PANON SS 11 / ES 11		Distance	Leg / Etape	3	Page
TC / CH 12 : MAISON BLANCH SS 12 / ES 12		<b>23,20 Km</b>	Section	7	<b>137</b>
Special Stage <i>Epreuve Spéciale</i> <b>MONTEE PANON 2</b> 9,65 Km		Average <i>Moyenne</i> <b>40 Km/h</b>	Time allowed <b>35 min</b> <i>Temps imparti</i>		
DISTANCE		DIRECTION	INFORMATION		Dist. to go <i>Dist. regres.</i>
Total	Partial				
6,90	1,27			<div style="border: 1px solid black; padding: 2px;">Rue de l'Ecole de Bois de nèfles</div>	16,30
		6	2,75		
7,65	0,75				15,55
		7	2,00		
8,52	0,87				14,68
		8	1,13		
9,65	1,13			<b>SSF 11 / AES 11</b>  21° 6'7.24"S / 55°17'17.29"E	13,55
		9	0,00		
9,75	0,10			<b>DISPOSITIF DE RALENTISSEMENT</b>	13,45
		10			

TC / CH 11 : MONTEE PANON SS 11 / ES 11	Distance	Leg / Etape	3	Page
TC / CH 12 : MAISON BLANCH SS 12 / ES 12	<b>23,20 Km</b>	Section	7	<b>138</b>
Special Stage <i>Epreuve Spéciale</i>	Average <i>Moyenne</i>	Time allowed	<b>35 min</b>	
<b>MONTEE PANON 2</b> 9,65 Km	<b>40 Km/h</b>	<i>Temps imparti</i>		

DISTANCE		DIRECTION	INFORMATION	Dist. to go <i>Dist. regres.</i>
Total	Partial			
9,85	0,10		<p><b>STOP SS 11 / ES 11</b></p> <p>21° 6'0.01"S / 55°17'19.38"E</p>	13,35
		11		
9,90	0,05			13,30
		12		
10,38	0,48			12,82
		13		
10,46	0,08			12,74
		14		
13,46	3,00			9,74
		15		

TC / CH 11 : MONTEE PANON SS 11 / ES 11	Distance	Leg / Etape	3	Page
TC / CH 12 : MAISON BLANCH SS 12 / ES 12	<b>23,20 Km</b>	Section	7	<b>139</b>
Special Stage <i>Epreuve Spéciale</i>	Average <i>Moyenne</i>	Time allowed	<b>35 min</b>	
<b>MONTEE PANON 2</b> 9,65 Km	<b>40 Km/h</b>	<i>Temps imparti</i>		

DISTANCE		DIRECTION	INFORMATION	Dist. to go <i>Dist. regres.</i>
Total	Partial			
16,28	2,82			6,92
		16		
18,89	2,61			4,31
		17		
20,49	1,60			2,71
		18		
20,61	0,12			2,59
		19		
21,66	1,05			1,54
		20		

TC / CH 11 : MONTEE PANON SS 11 / ES 11	Distance	Leg / Etape	3	Page
TC / CH 12 : MAISON BLANCH SS 12 / ES 12	<b>23,20 Km</b>	Section	7	<b>140</b>
Special Stage <i>Epreuve Spéciale</i> <b>MONTEE PANON 2</b> 9,65 Km	Average <i>Moyenne</i> <b>40 Km/h</b>	Time allowed	<b>35 min</b>	
		<i>Temps impartis</i>		

DISTANCE		DIRECTION	INFORMATION	Dist. to go <i>Dist. regres.</i>
Total	Partial			
22,71	1,05			0,49
		21		
23,03	0,32		 	0,17
		22		
23,20	0,17		  <b>TC 12 / CH 12</b> <b>SSS at / DES à : 150 M.</b> <b>21°1'18.34"S / 55°17'21.46"E</b>	0,00
		23		



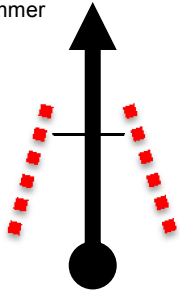

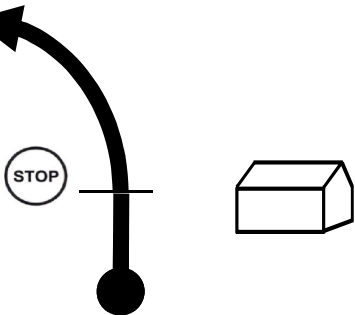

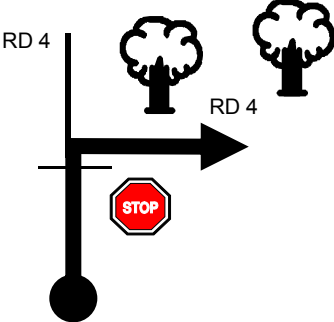
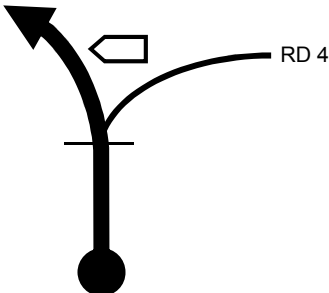

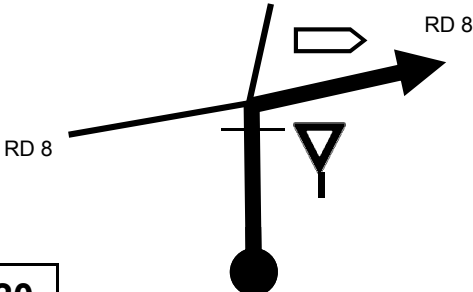

TC / CH 12 : MAISON BLANCI SS 12 / ES 12		Distance	Leg / Etape	3	Page
TC / CH 12A : ST DENIS End of leg 3 Arrivée 3 <sup>e</sup> étape		50,85 Km	Section	7	141
Special Stage Epreuve Spéciale Maison Blanche 2 13,50 Km		Average Moyenne 55 Km/h	Time allowed Temps imparti	55 min	

DISTANCE		DIRECTION	INFORMATION	Dist. to go Dist. regres.
Total	Partial			
0,00	0,00		 <b>SSS 12 / DES 12</b>  21° 1'18.60"S / 55°17'25.99"E	28,45
1,09	1,09			27,36
1,54	0,45			26,91
2,39	0,85		2	26,06
4,03	1,64			24,42

TC / CH 12 : MAISON BLANC SS 12 / ES 12		Distance	Leg / Etape	3	Page
TC / CH 12A : ST DENIS <small>End of leg 3 Arrivée 3<sup>e</sup> étape</small>		<b>50,85 Km</b>	Section	7	<b>142</b>
Special Stage Epreuve Spéciale <b>Maison Blanche 2 13,50 Km</b>		Average Moyenne <b>55 Km/h</b>	Time allowed <i>Temps impartis</i>	<b>55 min</b>	

DISTANCE		DIRECTION	INFORMATION	Dist. to go <i>Dist. regres.</i>
Total	Partial			
4,88	0,85			23,57
		6		8,62
5,13	0,25			23,32
		7		8,37
5,35	0,22			23,10
		8		8,15
7,68	2,33			20,77
		9		5,82
9,41	1,73			19,04
		10		4,09

TC / CH 12 : MAISON BLANCH SS 12 / ES 12		Distance	Leg / Etape	Page
TC / CH 12A : ST DENIS End of leg 3 Arrivée 3 <sup>e</sup> étape		<b>50,85 Km</b>	Section	<b>7</b>
Special Stage Epreuve Spéciale <b>Maison Blanche 2</b> <b>13,50 Km</b>		Average Moyenne <b>55 Km/h</b>	Time allowed <b>55 min</b>	
DISTANCE		DIRECTION	INFORMATION	Dist. to go
Total	Partial			Dist. regres.
10,46	1,05		5	17,99
		11	3,04	
10,54	0,08			17,91
		12	2,96	
11,17	0,63			17,28
		13	2,33	
12,95	1,78			15,50
		14	0,55	
13,50	0,55		 <b>AES SS 12 / ES 12</b>	14,95
		15	0,00	20°53'19.97"S / 55°26'11.28"E

TC / CH 12 : MAISON BLANC+ SS 12 / ES 12		Distance	Leg / Etape	Page
TC / CH 12A : ST DENIS		50,85 Km	Section	7
Special Stage Epreuve Spéciale		Average Moyenne	Time allowed	
Maison Blanche 2 13,50 Km		55 Km/h	55 min	
DISTANCE		DIRECTION	INFORMATION	Dist. to go
Total	Partial			Dist. regres.
13,70	0,20	Chemin Summer  16	 <b>DISPOSITIF DE RALENTISSEMENT</b>	14,75
13,85	0,15	Chemin Summer  17	 <b>STOP SS 12 / ES 12</b>  20°53'13.17"S / 55°26'6.55"E	14,60
13,92	0,07	RD 4  18		14,53
14,97	1,05	RD 4e  19	 <b>FLEURIMONT</b>	13,48
16,40	1,43	RD 8  20	 <b>S<sup>T</sup> GILLES LES BAINS 8 S<sup>T</sup> PAUL 5</b>	12,05

TC / CH 12 : MAISON BLANC+ SS 12 / ES 12		Distance	Leg / Etape	3	Page
TC / CH 12A : ST DENIS End of leg 3 Arrivée 3 <sup>e</sup> étape		50,85 Km	Section	7	145
Special Stage Epreuve Spéciale Maison Blanche 2 13,50 Km		Average Moyenne 55 Km/h	Time allowed	55 min	
			Temps impartis		
DISTANCE		DIRECTION	INFORMATION	Dist. to go	
Total	Partial			Dist. regres.	
17,27	0,87				11,18
		21			
17,72	0,45				10,73
		22			
19,77	2,05				8,68
		23			
20,77	1,00				7,68
		24			
23,16	2,39				5,29
		25			

TC / CH 12 : MAISON BLANC		SS 12 / ES 12	Distance	Leg / Etape	3	Page
TC / CH 12A : ST DENIS		End of leg 3 Arrivée 3 <sup>e</sup> étape	50,85 Km	Section	7	146
Special Stage Epreuve Spéciale Maison Blanche 2			13,50 Km	Average Moyenne	55 Km/h	Time allowed Temps imparti
DISTANCE		DIRECTION	INFORMATION	Dist. to go		
Total	Partial			Dist. regres.		
26,23	3,07	RN 1 	<del> <div style="border: 1px solid black; padding: 5px;"> <b>D4</b>            Bois de Nèfles            S<sup>T</sup> PAUL Etang         </div> </del>		24,62	
		26				
28,48	2,25	RN 1 	<del> <div style="border: 1px solid black; padding: 5px;">           LE PORT            Z.A. Cambale            Le Grand Pourpier         </div> </del>		22,37	
		27				
30,53	2,05	RN 1 	<del> <div style="border: 1px solid black; padding: 5px;">           LE PORT            Rivière des Galets         </div> </del>		20,32	
		28				
32,36	1,83	RN 1 	<del> <div style="border: 1px solid black; padding: 5px;">           LE PORT            LA POSSESSION            S<sup>TE</sup> THERESE         </div> </del>		18,49	
		29				
34,39	2,03	RN 1 	<del> <div style="border: 1px solid black; padding: 5px;">           LA POSSESSION Centre            PORT Est         </div> </del>		16,46	
		30				

TC / CH 12 : MAISON BLANC		SS 12 / ES 12	Distance	Leg / Etape	3	Page
TC / CH 12A : ST DENIS		End of leg 3 Arrivée 3 <sup>e</sup> étape	50,85 Km	Section	7	147
Special Stage Epreuve Spéciale			Average Moyenne	Time allowed	55 min	
Maison Blanche 2		13,50 Km	55 Km/h	Temps imparti		
DISTANCE		DIRECTION	INFORMATION	Dist. to go		
Total	Partial			Dist. regres.		
35,15	0,76	31 		15,70		
36,18	1,03	32 		14,67		
40,76	4,58	33 		10,09		
47,54	6,78	34 		3,31		
48,44	0,90	35 		2,41		



TC / CH 12 : MAISON BLANC		SS 12 / ES 12	Distance	Leg / Etape	3	Page
TC / CH 12A : ST DENIS		End of leg 3 Arrivée 3 <sup>e</sup> étape	50,85 Km	Section	7	148
Special Stage Epreuve Spéciale			Average Moyenne	Time allowed		
Maison Blanche 2			13,50 Km	55 Km/h		
DISTANCE		DIRECTION	INFORMATION	Dist. to go		
Total	Partial			Dist. regres.		
48,61	0,17	36 		2,24		
48,98	0,37	37 		1,87		
49,20	0,22	38 		1,65		
50,10	0,90	39 		0,75		
50,32	0,22	40 		0,53		

TC / CH 12 : MAISON BLANC		SS 12 / ES 12	Distance	Leg / Etape	3	Page
TC / CH 12A : ST DENIS		End of leg 3 Arrivée 3 <sup>e</sup> étape	50,85 Km	Section	7	149
Special Stage Epreuve Spéciale Maison Blanche 2 13,50 Km			Average Moyenne 55 Km/h	Time allowed Temps impartis	55 min	
DISTANCE		DIRECTION	INFORMATION	Dist. to go		
Total	Partial			Dist. regres.		
50,45	0,13			0,40		
		41				
50,50	0,05			0,35		
		42				
50,85	0,35		PLACE ETIENNE REGNAULT  TC 12A / CH 12A  Finish Leg 3 and Rally Arrivée 3 <sup>ème</sup> Etape et Rallye	0,00		
		43				